

#17
IN NATION

\$8.7 BILLION
SPENT IN STATE

#16
IN NATION

2.8%
OF STATE GDP

2.1%

% OF TOTAL U.S.
DEFENSE SPENDING

\$1,597

PER RESIDENT
SPENDING

DEFENSE PERSONNEL

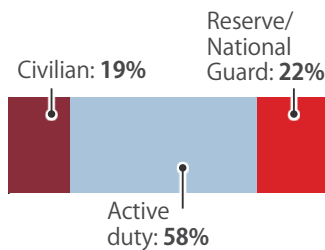
\$3.3 Billion

TOTAL PAYROLL

61,294

TOTAL PERSONNEL

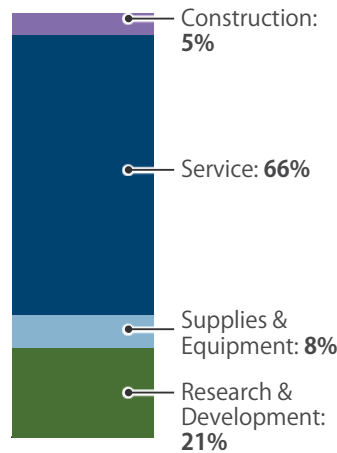
Allocation, By Type



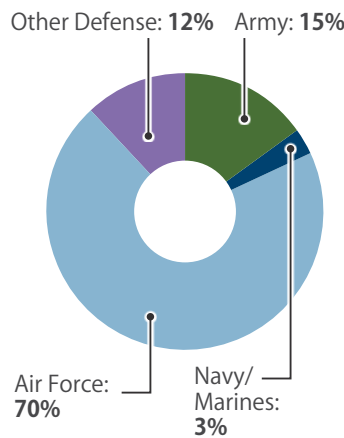
Top Personnel Locations

- 1 El Paso County**
35,688
- 2 Arapahoe County**
6,048
- 3 Adams County**
2,458
- 4 Jefferson County**
1,243
- 5 Denver County**
1,055
- 6 Larimer County**
565
- 7 Teller County**
548
- 8 Pueblo County**
475
- 9 Weld County**
447
- 10 Douglas County**
441

By Type



By Service

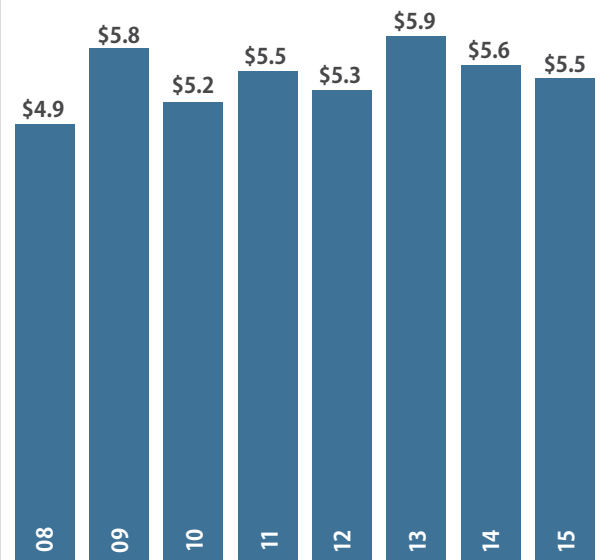


Top Contractors

(M=millions B=billions)

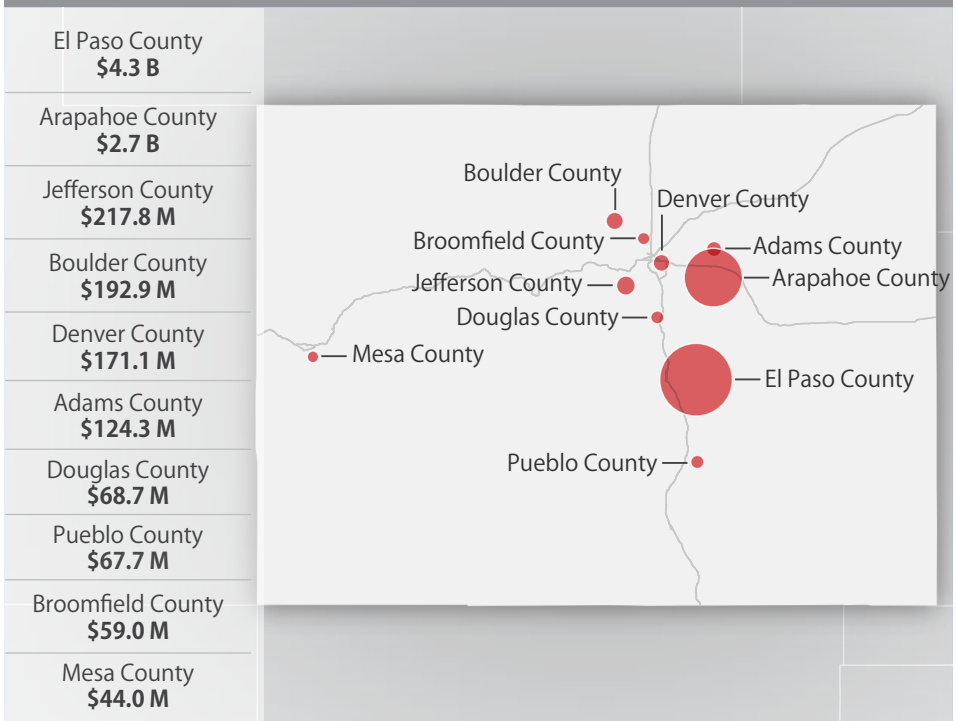
United Launch Alliance	\$1.8 B
Lockheed Martin	\$392.7 M
Raytheon	\$369.7 M
Northrop Grumman	\$321.6 M
ITT Corporation	\$253.6 M
Honeywell	\$161.1 M
FlightSafety	\$155.8 M
Ball Corporation	\$94.9 M
Harris	\$92.8 M
Intelligent Software Solutions	\$85.4 M

Value of Contract Awards Performed (Billions)



TOP DEFENSE SPENDING LOCATIONS

(M=millions B=billions)



COLORADO