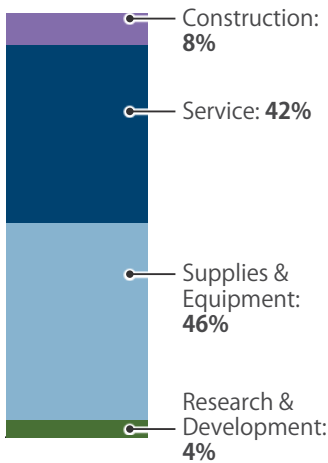
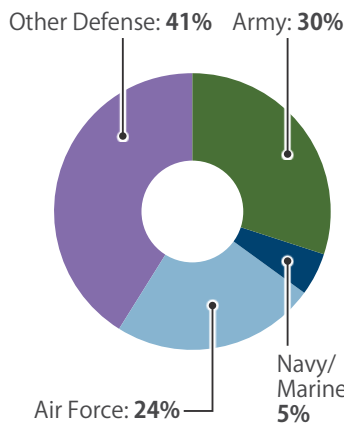


CONTRACTS

By Type



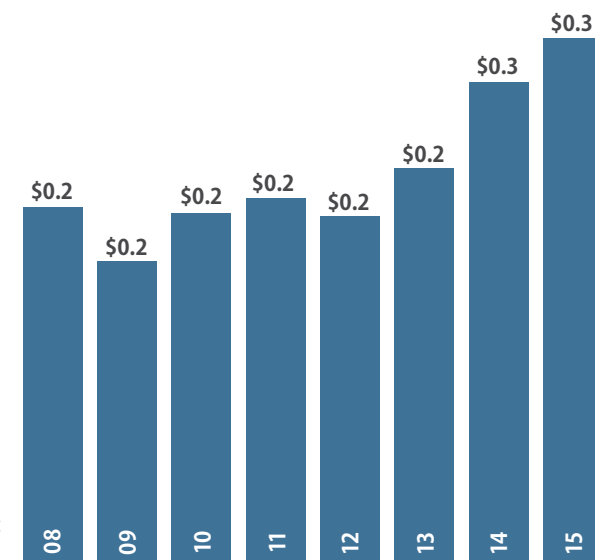
By Service



Top Contractors

Contractor	(M=millions)
Brad Hall & Associates	\$89.1 M
KRSW, JV	\$30.7 M
Bering Sea Environmental	\$26.4 M
Western States Construction	\$18.0 M
PKL Services	\$10.9 M
General Dynamics	\$9.2 M
Government Services	\$8.3 M
Aero Specialties	\$8.2 M
Johnson Controls	\$5.7 M
C-2 Construction, Inc.	\$4.5 M

Value of Contract Awards Performed (Billions)



\$643.3 MILLION
SPENT IN STATE

#46
IN NATION

1.0%
OF STATE GDP

#42
IN NATION

% OF TOTAL U.S.
DEFENSE SPENDING

0.2%

PER RESIDENT
SPENDING

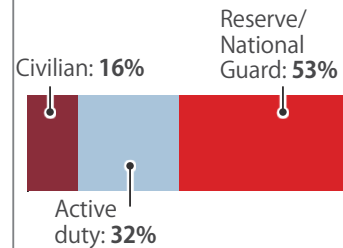
\$389

DEFENSE PERSONNEL

\$359.2 Million
TOTAL PAYROLL

10,436
TOTAL PERSONNEL

Allocation, By Type

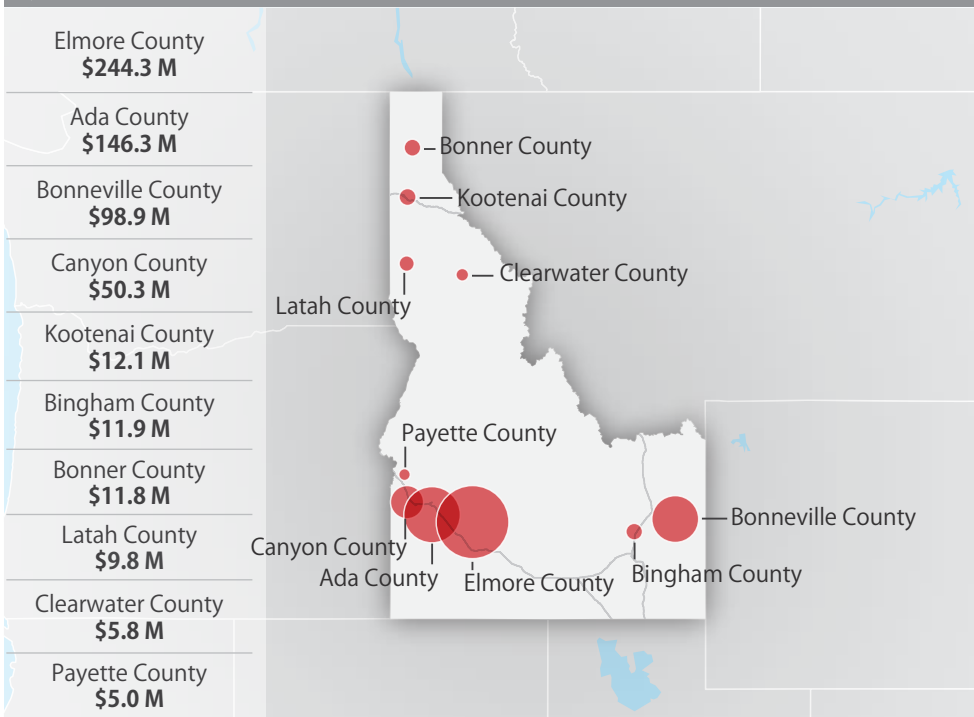


Top Personnel Locations

- Ada County**
3,818
- Elmore County**
3,178
- Canyon County**
994
- Kootenai County**
421
- Minidoka County**
324
- Bingham County**
233
- Clearwater County**
191
- Bonneville County**
171
- Bannock County**
122
- Twin Falls County**
101

TOP DEFENSE SPENDING LOCATIONS

(M=millions)



IDAHO