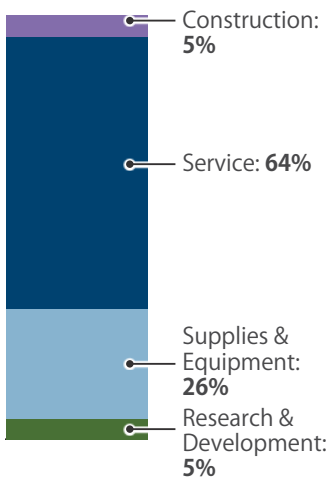
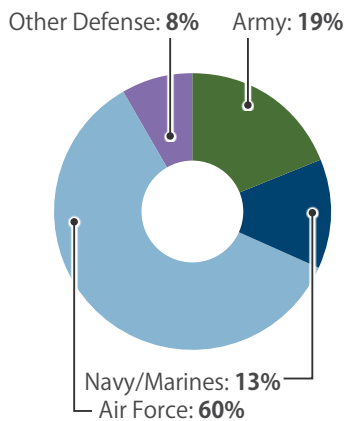


CONTRACTS

By Type



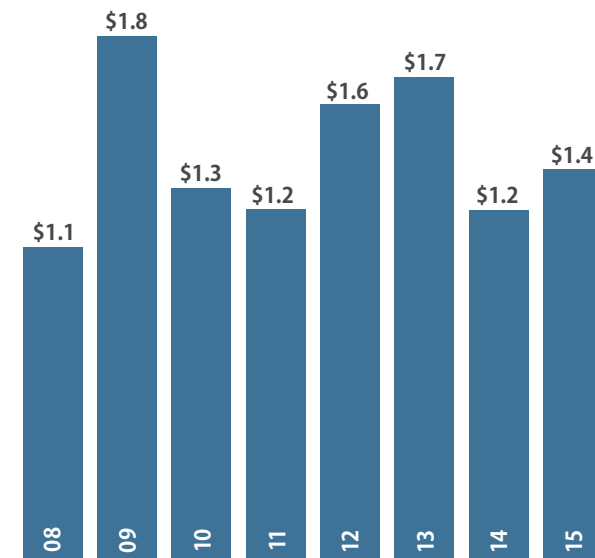
By Service



Top Contractors

Contractor	(M=millions)
Sierra Nevada Corporation	\$657.5 M
AECOM Global II	\$72.2 M
NSTec	\$69.2 M
Day & Zimmermann Group	\$66.7 M
Computer Sciences Corporation	\$55.2 M
Battlespace Flight Services	\$25.8 M
Chugach Alaska Corporation	\$18.1 M
L-3 Communications	\$17.8 M
Unmanned Systems Incorporated	\$15.9 M
Loyal Source Government Services	\$14.3 M

Value of Contract Awards Performed (Billions)



\$2.3 BILLION
SPENT IN STATE

#37
IN NATION

1.6%
OF STATE GDP

#29
IN NATION

% OF TOTAL U.S.
DEFENSE SPENDING

0.6%

PER RESIDENT
SPENDING

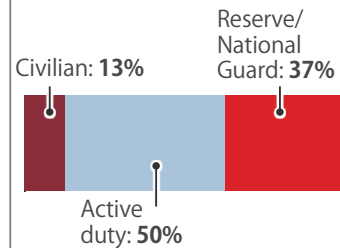
\$785

DEFENSE PERSONNEL

\$902.4 Million
TOTAL PAYROLL

20,683
TOTAL PERSONNEL

Allocation, By Type

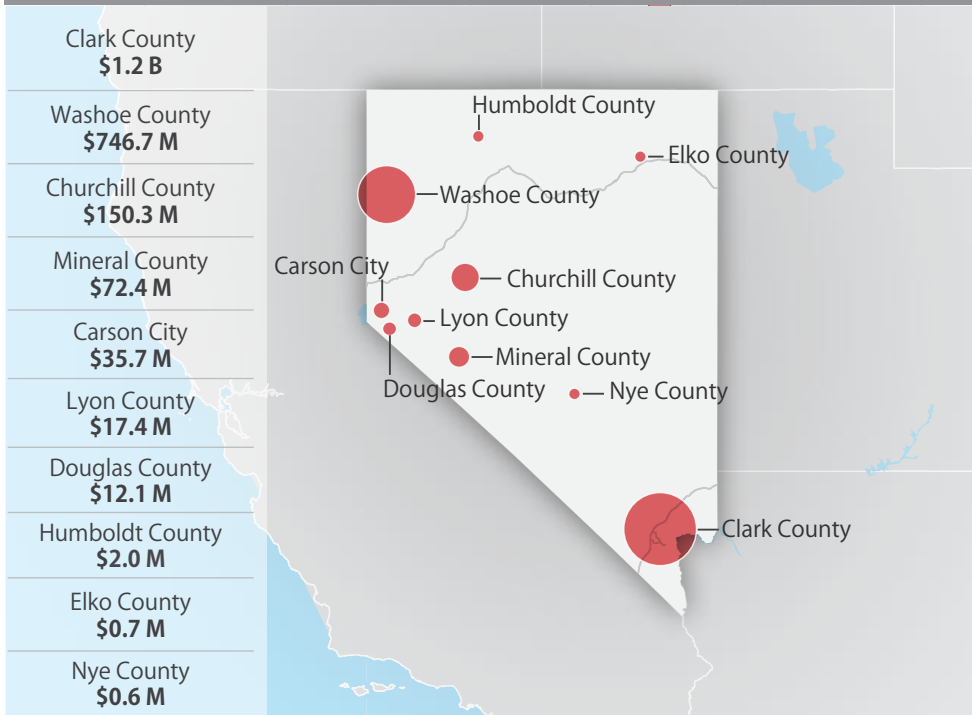


Top Personnel Locations

- Clark County**
16,049
- Washoe County**
2,390
- Churchill County**
717
- Carson City**
508
- Douglas County**
205
- Lyon County**
144
- Humboldt County**
33
- Elko County**
31
- Pershing County**
9
- Nye County**
8

TOP DEFENSE SPENDING LOCATIONS

(M=millions B=billions)



NEVADA