

#41
IN NATION

\$1.4 BILLION
SPENT IN STATE

#26
IN NATION

2.0%
OF STATE GDP

0.3%

% OF TOTAL U.S.
DEFENSE SPENDING

\$1,074

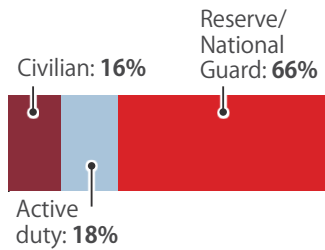
PER RESIDENT
SPENDING

DEFENSE PERSONNEL

\$241.4 Million
TOTAL PAYROLL

6,350
TOTAL PERSONNEL

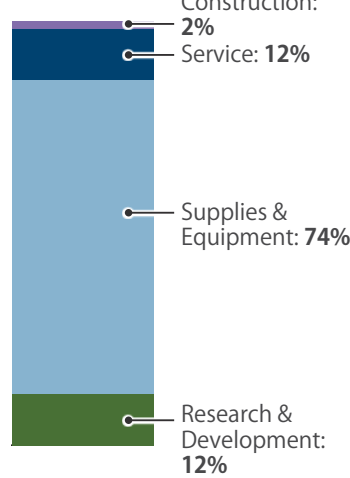
Allocation, By Type



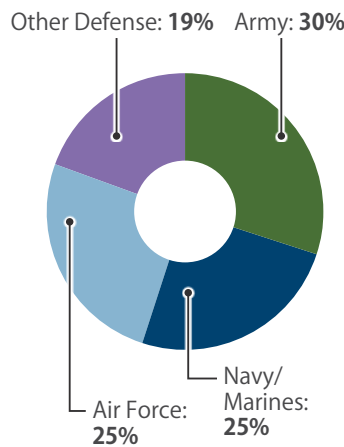
Top Personnel Locations

- 1 Rockingham County** 1,968
- 2 Hillsborough County** 1,376
- 3 Merrimack County** 801
- 4 Strafford County** 729
- 5 Grafton County** 305
- 6 Sullivan County** 222
- 7 Carroll County** 128
- 8 Cheshire County** 77
- 9 Belknap County** 69
- 10 Coos County** 50

By Type



By Service

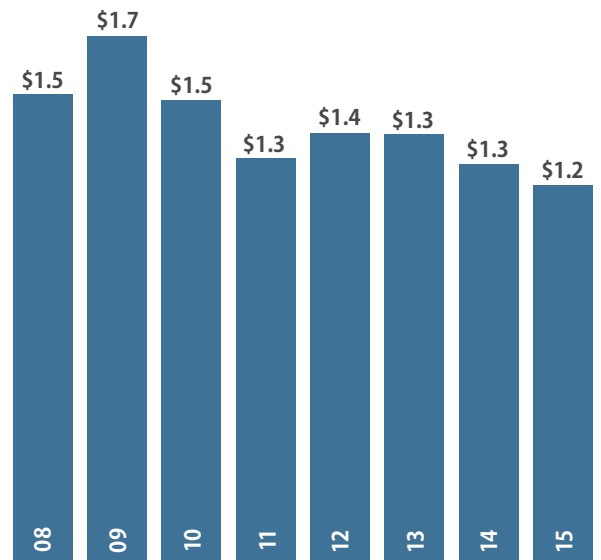


Top Contractors

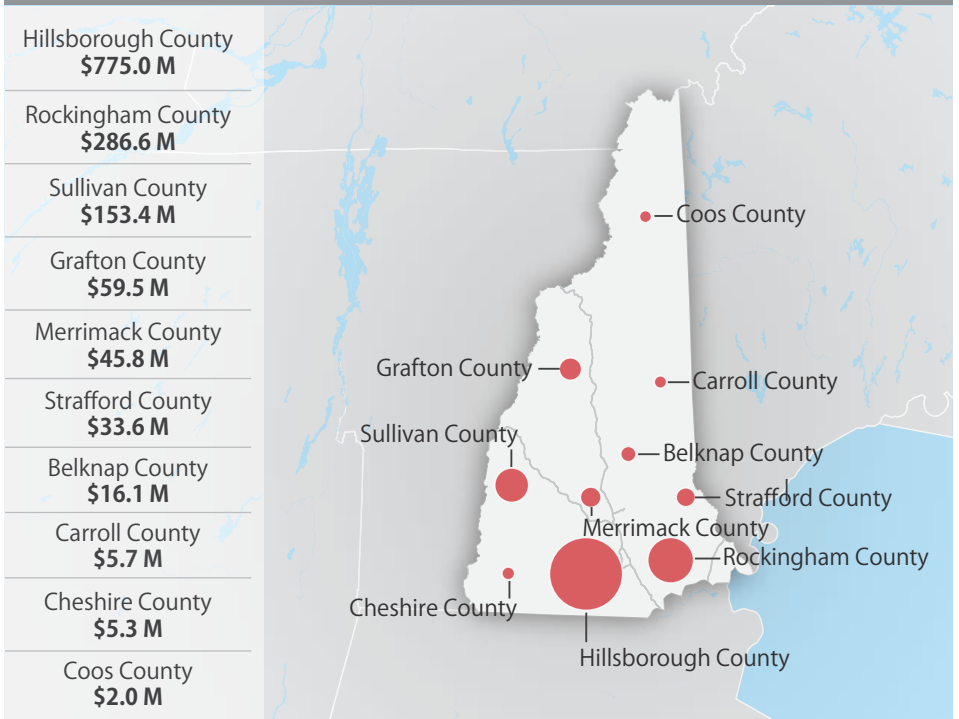
(M=millions)

BAE Systems	\$618.6 M
Red River Computer Company	\$143.5 M
L-3 Communications	\$113.7 M
Elbit Systems	\$33.3 M
Teledyne	\$16.4 M
Creare	\$14.4 M
Galloway Aviation Limited	\$14.2 M
ECC Remediation Services	\$14.0 M
Solid State Scientific Corporation	\$12.0 M
Cobham	\$10.3 M

Value of Contract Awards Performed (Billions)



TOP DEFENSE SPENDING LOCATIONS



NEW HAMPSHIRE