

**#43**  
IN NATION

**\$1.3 BILLION**  
SPENT IN STATE

**#51**  
IN NATION

**0.6%**  
OF STATE GDP

**0.3%**

% OF TOTAL U.S.  
DEFENSE SPENDING

**\$335**

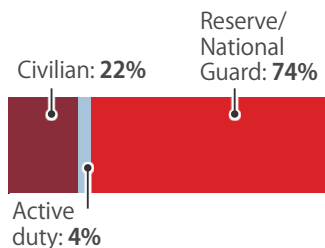
PER RESIDENT  
SPENDING

## DEFENSE PERSONNEL

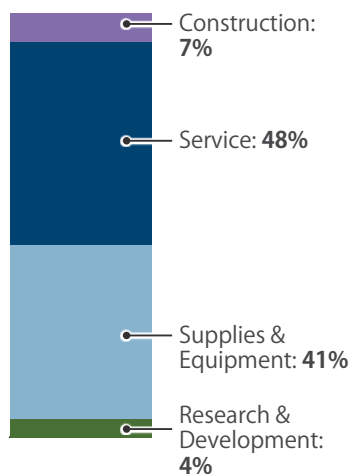
**\$465.9 Million**  
TOTAL PAYROLL

**13,356**  
TOTAL PERSONNEL

### Allocation, By Type



### By Type

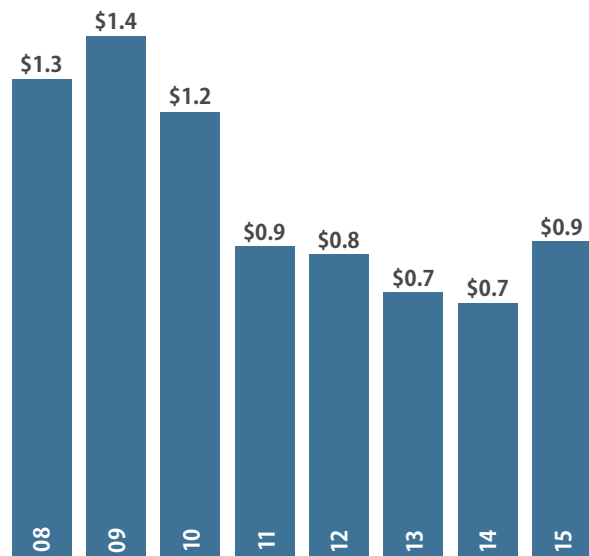


### Top Contractors

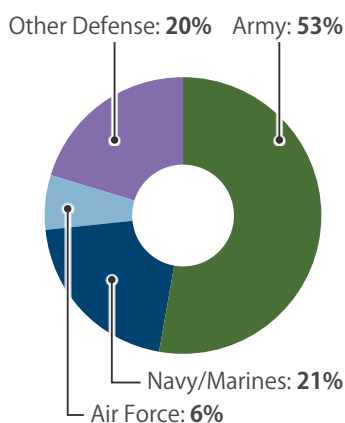
(M=millions)

Aecom Global II	\$149.5 M
Vigor Industrial	\$129.8 M
FLIR Systems	\$103.8 M
Vigor Works	\$46.2 M
ESA Vision Systems	\$42.3 M
EPIC Aviation	\$26.8 M
Saltchuk Resources	\$22.6 M
Manson Construction	\$22.2 M
Port of Portland	\$18.2 M
Andritz AG	\$15.7 M

### Value of Contract Awards Performed (Billions)



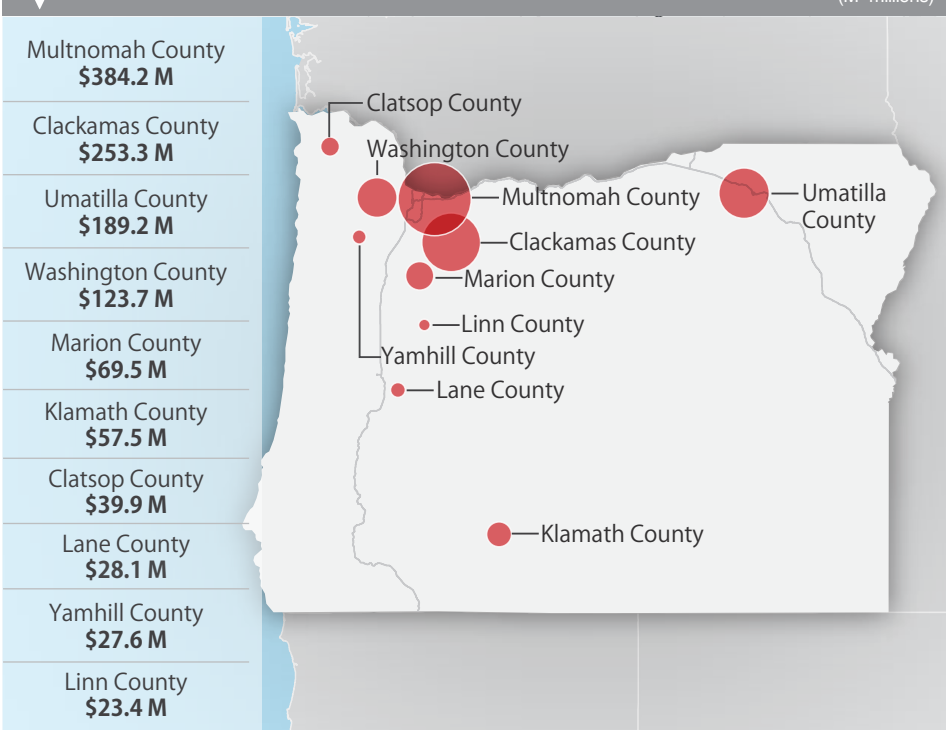
### By Service



### Top Personnel Locations

- Multnomah County**  
2,950
- Washington County**  
2,004
- Klamath County**  
1,340
- Clackamas County**  
1,043
- Marion County**  
841
- Coos County**  
641
- Polk County**  
545
- Clatsop County**  
538
- Jackson County**  
441
- Deschutes County**  
384

### TOP DEFENSE SPENDING LOCATIONS



**OREGON**