

#38
IN NATION

\$2.0 BILLION
SPENT IN STATE

#12
IN NATION

3.5%
OF STATE GDP

0.5%

% OF TOTAL U.S.
DEFENSE SPENDING

\$1,847

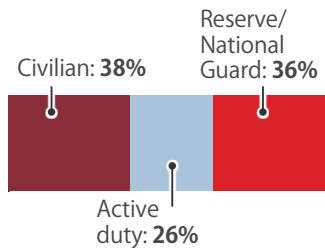
PER RESIDENT
SPENDING

DEFENSE PERSONNEL

\$756.8 Million
TOTAL PAYROLL

12,216
TOTAL PERSONNEL

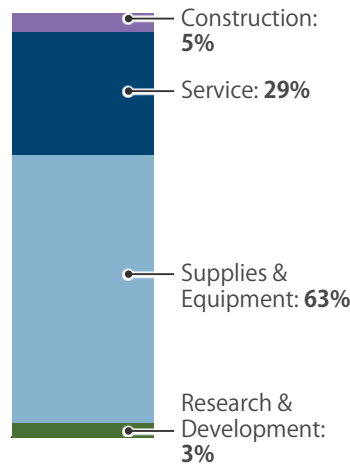
Allocation, By Type



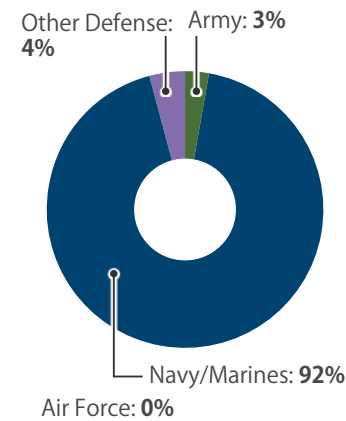
Top Personnel Locations

- 1 Newport County**
5,490
- 2 Providence County**
2,895
- 3 Washington County**
1,570
- 4 Kent County**
1,477
- 5 Bristol County**
483

By Type



By Service

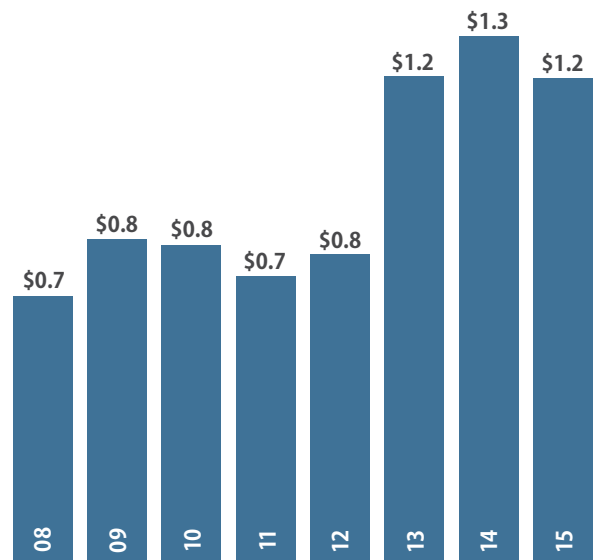


Top Contractors

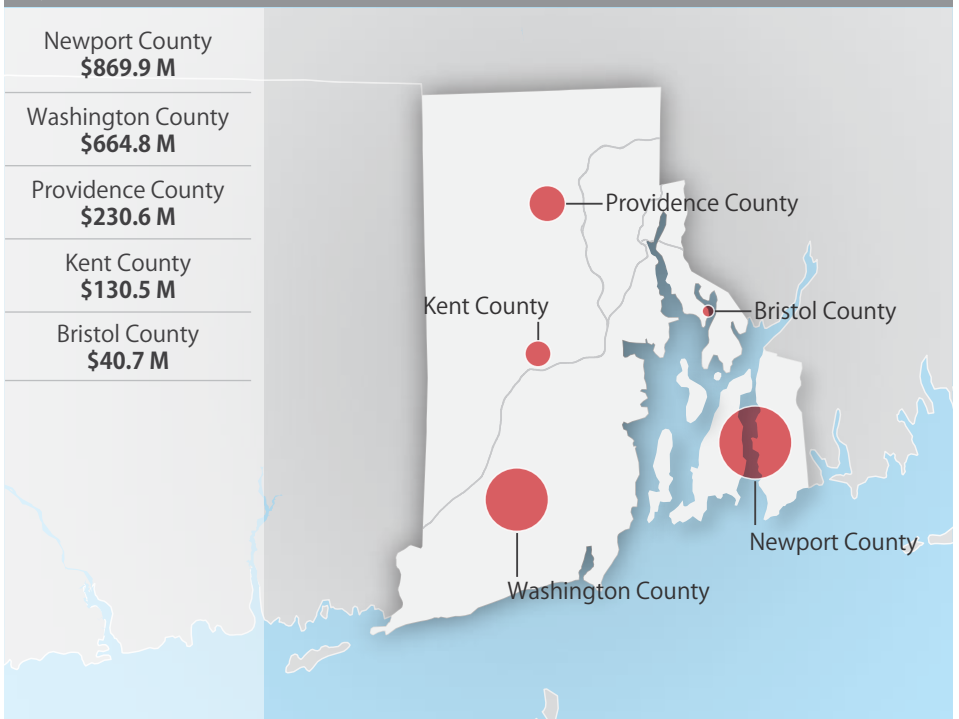
(M=millions)

General Dynamics	\$523.4 M
Raytheon	\$189.2 M
Systems Engineering & Associates	\$44.7 M
L-3 Communications	\$35.5 M
McLaughlin Research Corporation	\$28.3 M
The Korte Company	\$21.1 M
BAE Systems	\$17.4 M
Rite-Solutions	\$13.0 M
Alion Science and Technology	\$12.3 M
Leidos	\$12.3 M

Value of Contract Awards Performed (Billions)



TOP DEFENSE SPENDING LOCATIONS



RHODE ISLAND