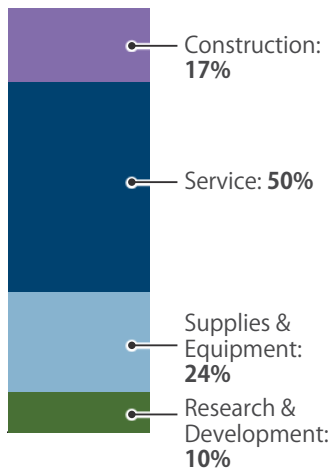
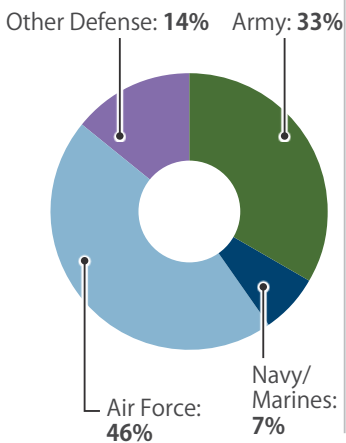


CONTRACTS

By Type



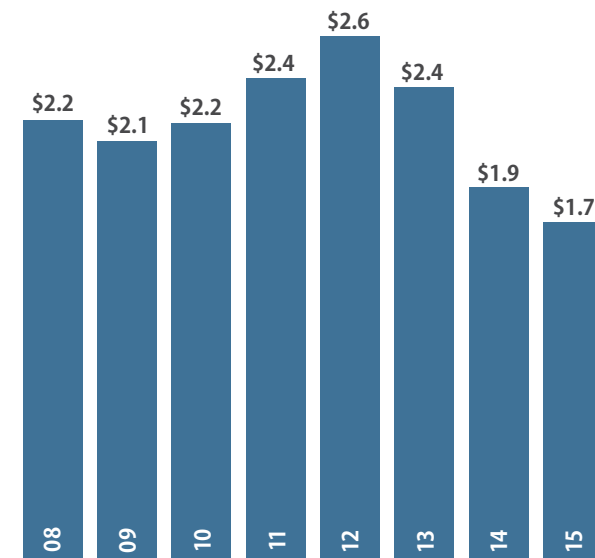
By Service



Top Contractors

Contractor	(M=millions)
L-3 Communications	\$284.9 M
Huntington Ingalls	\$236.8 M
AECOM Global II	\$232.5 M
Alliant Techsystems	\$73.5 M
Utah State University	\$41.8 M
Carlyle Partners IV	\$37.7 M
IMSAR	\$24.3 M
Grand Enterprises	\$22.8 M
Boeing	\$22.4 M
Jacobs Engineering Group	\$20.3 M

Value of Contract Awards Performed (Billions)



\$3.2 BILLION
SPENT IN STATE

#31
IN NATION

2.2%
OF STATE GDP

#23
IN NATION

% OF TOTAL U.S.
DEFENSE SPENDING

0.8%

PER RESIDENT
SPENDING

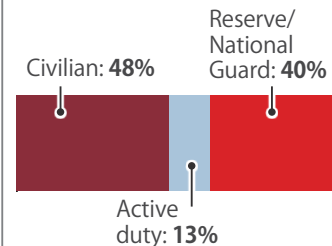
\$1,063

DEFENSE PERSONNEL

\$1.5 Billion
TOTAL PAYROLL

30,486
TOTAL PERSONNEL

Allocation, By Type

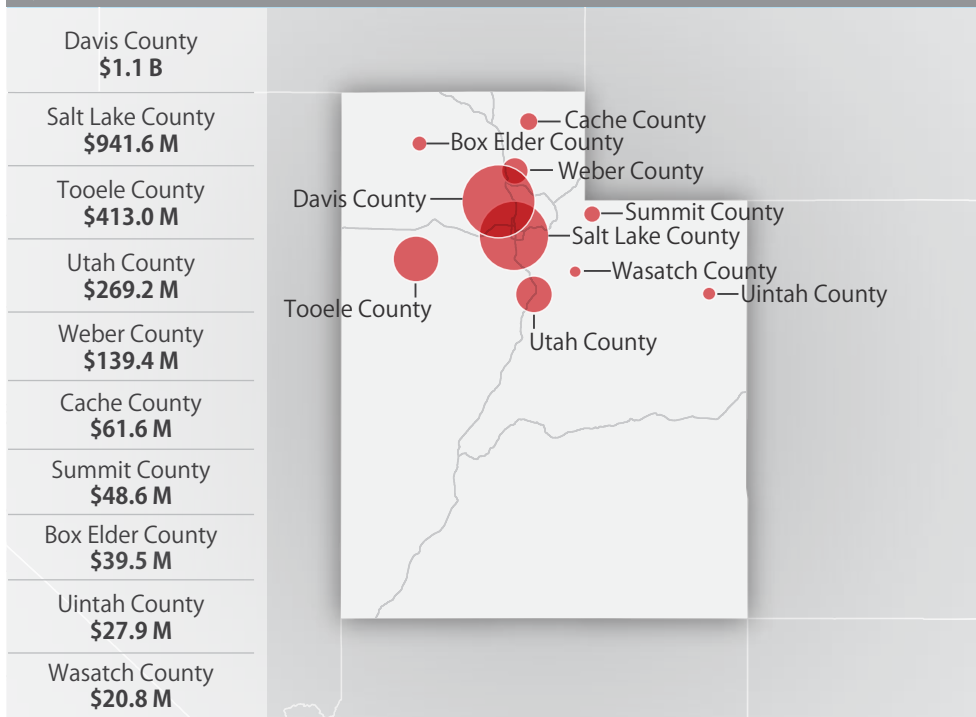


Top Personnel Locations

- Salt Lake County**
9,684
- Davis County**
8,472
- Utah County**
3,714
- Weber County**
2,248
- Tooele County**
1,702
- Uintah County**
470
- Summit County**
464
- Washington County**
298
- Wasatch County**
285
- Iron County**
272

TOP DEFENSE SPENDING LOCATIONS

(M=millions B=billions)



UTAH