

#36
IN NATION

\$2.3 BILLION
SPENT IN STATE

#46
IN NATION

0.8%
OF STATE GDP

0.6%

% OF TOTAL U.S.
DEFENSE SPENDING

\$402

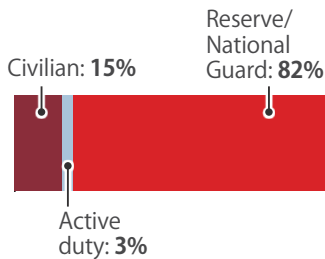
PER RESIDENT
SPENDING

DEFENSE PERSONNEL

\$459.0 Million
TOTAL PAYROLL

18,035
TOTAL PERSONNEL

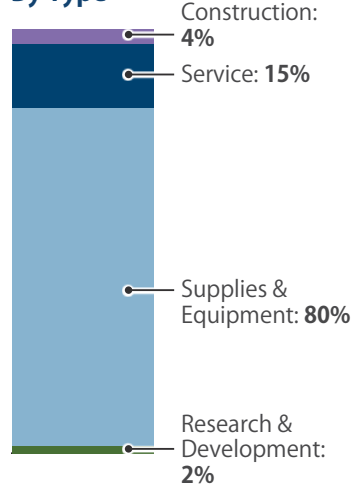
Allocation, By Type



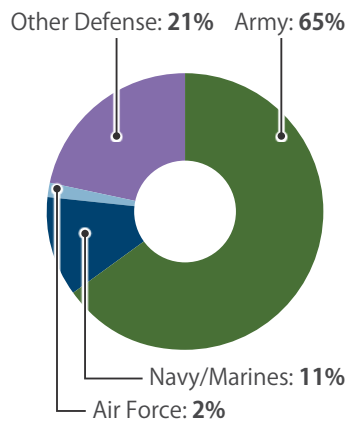
Top Personnel Locations

1	Dane County	3,492
2	Milwaukee County	3,081
3	Monroe County	1,986
4	La Crosse County	978
5	Brown County	787
6	Marathon County	731
7	Winnebago County	697
8	Kenosha County	409
9	Eau Claire County	357
10	Washington County	353

By Type



By Service

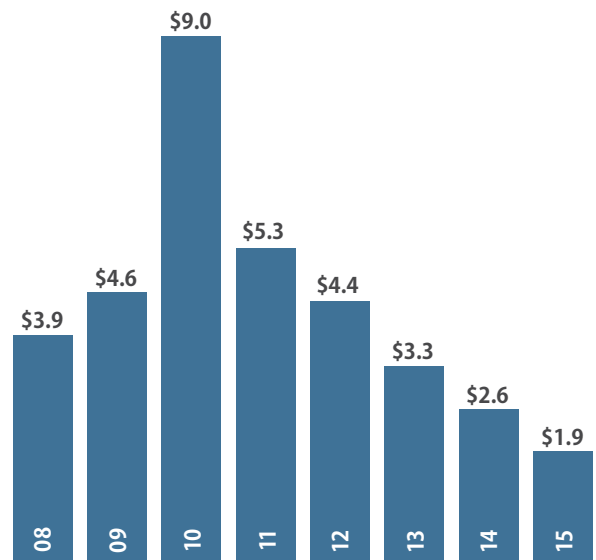


Top Contractors

(M=millions B=billions)

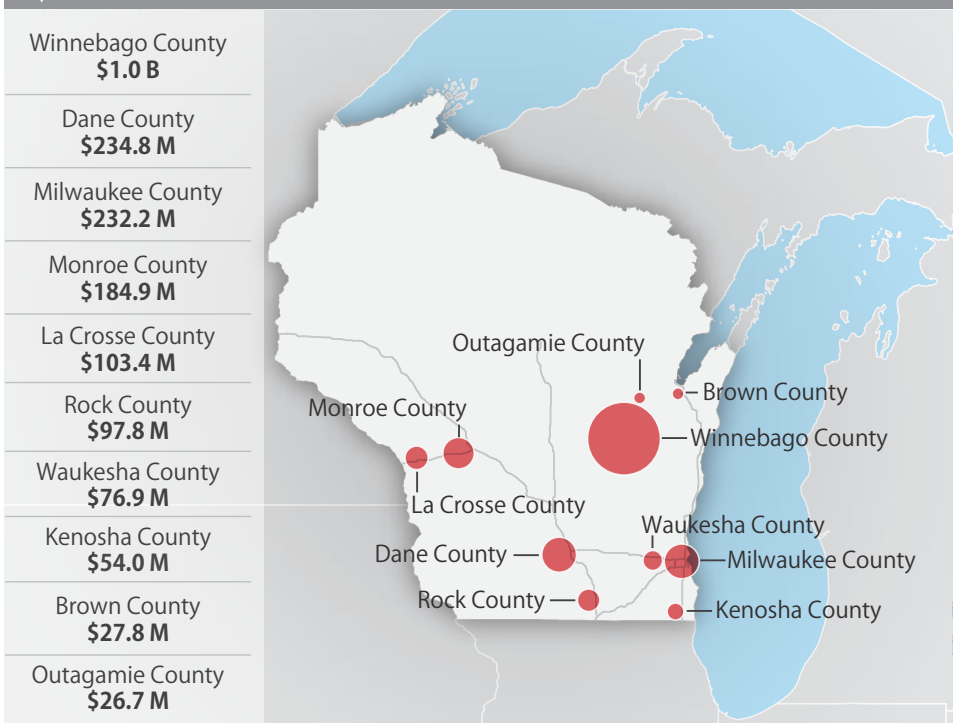
Oshkosh Corporation	\$1.0 B
Wisconsin Physicians Service Insurance Corp.	\$76.7 M
United Technologies	\$68.6 M
National Presto Industries	\$66.1 M
UnitedHealth Group	\$33.0 M
General Electric	\$32.9 M
Snap-on Incorporated	\$30.3 M
EnPro Industries	\$22.3 M
Tower Industries, Inc.	\$14.0 M
Industries for the Blind	\$13.8 M

Value of Contract Awards Performed (Billions)



TOP DEFENSE SPENDING LOCATIONS

(M=millions B=billions)



WISCONSIN