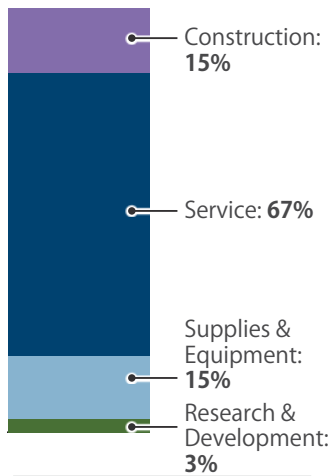
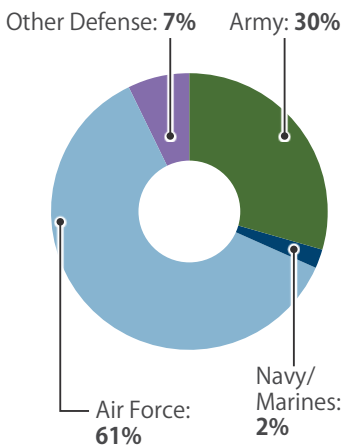


## CONTRACTS

### By Type



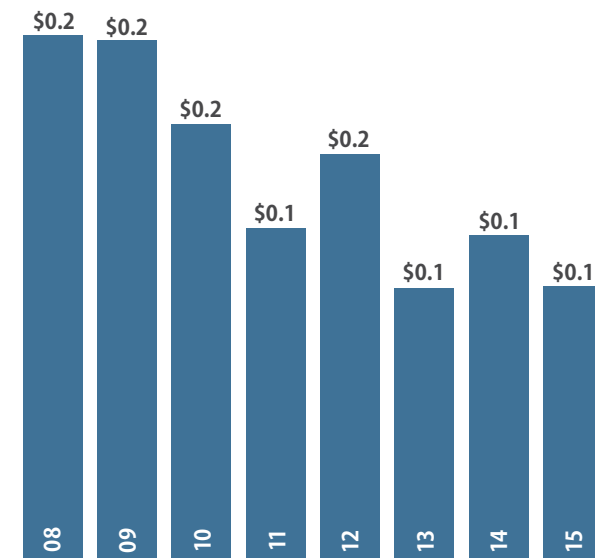
### By Service



### Top Contractors

| Contractor                        | (M=millions) |
|-----------------------------------|--------------|
| M1 Support Services               | \$15.9 M     |
| Bryan Construction                | \$5.5 M      |
| MDU Resources Group               | \$4.9 M      |
| Growing Bear                      | \$4.7 M      |
| Shaw Environmental Infrastructure | \$3.8 M      |
| RK Mechanical                     | \$3.4 M      |
| High West Energy                  | \$3.3 M      |
| Five-R Company                    | \$3.1 M      |
| Hartland/Mass, JV                 | \$3.0 M      |
| Faith Enterprises Incorporated    | \$2.6 M      |

### Value of Contract Awards Performed (Billions)



**\$370.0 MILLION**  
SPENT IN STATE

**#50**  
IN NATION

**0.9%**  
OF STATE GDP

**#44**  
IN NATION

**% OF TOTAL U.S.**  
DEFENSE SPENDING

**0.1%**

**PER RESIDENT**  
SPENDING

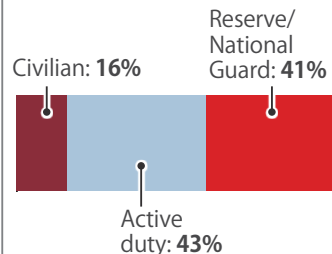
**\$631**

### DEFENSE PERSONNEL

**\$267.7 Million**  
TOTAL PAYROLL

**7,171**  
TOTAL PERSONNEL

### Allocation, By Type



### Top Personnel Locations

- Laramie County**  
5,747
- Albany County**  
332
- Natrona County**  
217
- Platte County**  
170
- Park County**  
123
- Sweetwater County**  
119
- Goshen County**  
98
- Campbell County**  
84
- Sheridan County**  
81
- Fremont County**  
76

# WYOMING

### TOP DEFENSE SPENDING LOCATIONS

(M=millions)

