

DELAWARE

#48
\$0.6 B SPENT IN STATE

#48
0.8% OF STATE GDP

0.1%
OF TOTAL U.S. DEFENSE SPENDING

\$651
PER RESIDENT

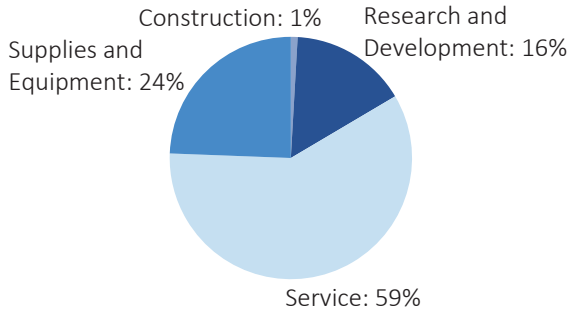
#50
\$0.2 B CONTRACT SPENDING

#46
9,998 NUMBER OF PERSONNEL

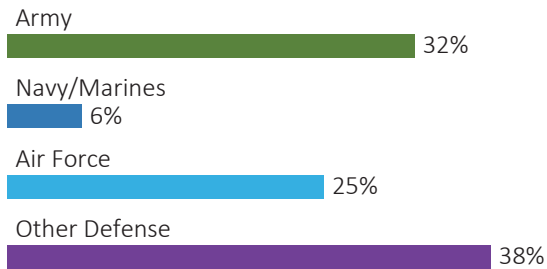
#44
\$0.4 B PERSONNEL SPENDING

DEFENSE CONTRACTS

By Type



By Service



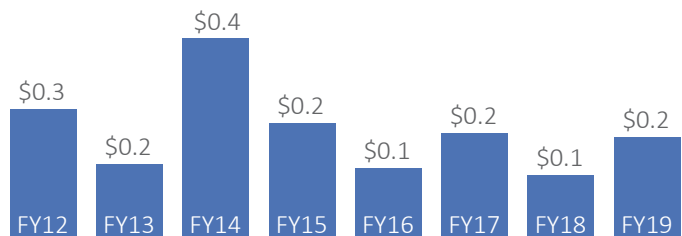
Top Defense Contractors

(M = millions)

Dobco Inc.	\$48.0 M
SNA International	\$17.7 M
Phase Sensitive Innovations	\$15.7 M
Aero Precision Industries	\$15.0 M
Caesar Rodney School District	\$9.5 M
Tesla Industries	\$7.6 M
Great Lakes Dredge and Dock	\$6.7 M
C.O. Sabino Corp.	\$5.2 M
Agilent Technologies Inc.	\$3.7 M
Kalitta Charters	\$2.9 M

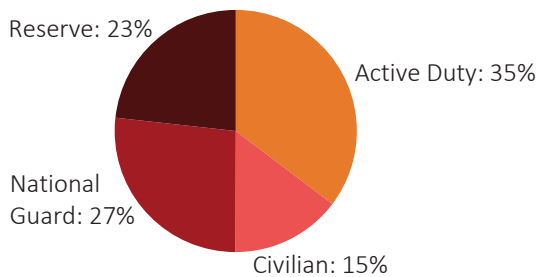
Contract Awards Performed

(By Fiscal Year, billions)

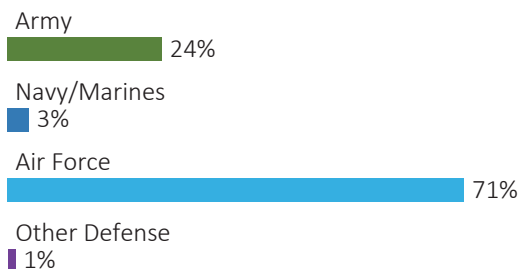


DEFENSE PERSONNEL

Allocations, By Type



Allocations, By Service



\$424.8 MILLION
TOTAL PAYROLL

9,998
TOTAL PERSONNEL

Top Defense Personnel Locations

County	Active Duty	Civilian	National Guard	Reserve	Total
Kent	3,480	978	175	1,688	6,321
New Castle	37	471	2,042	579	3,129
Sussex	0	27	452	57	536

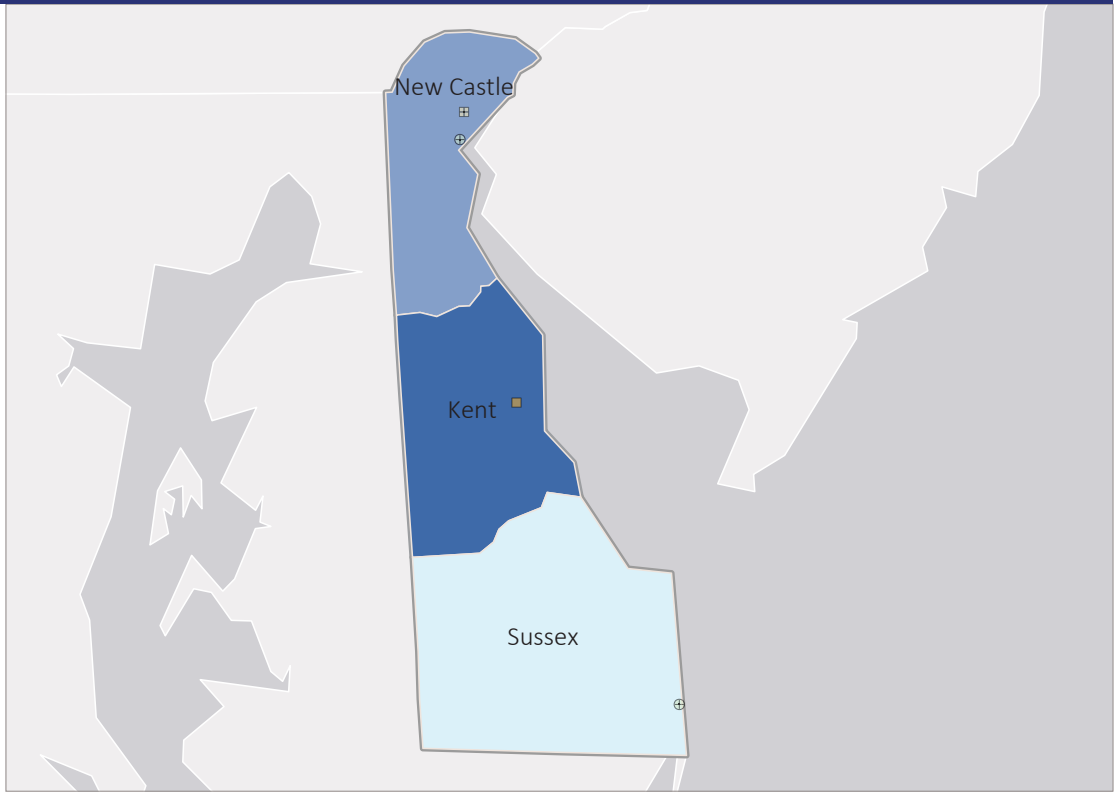
TOP DEFENSE CONTRACT SPENDING LOCATIONS

(M = millions)

Kent
\$121.0 M

New Castle
\$75.5 M

Sussex
\$13.0 M



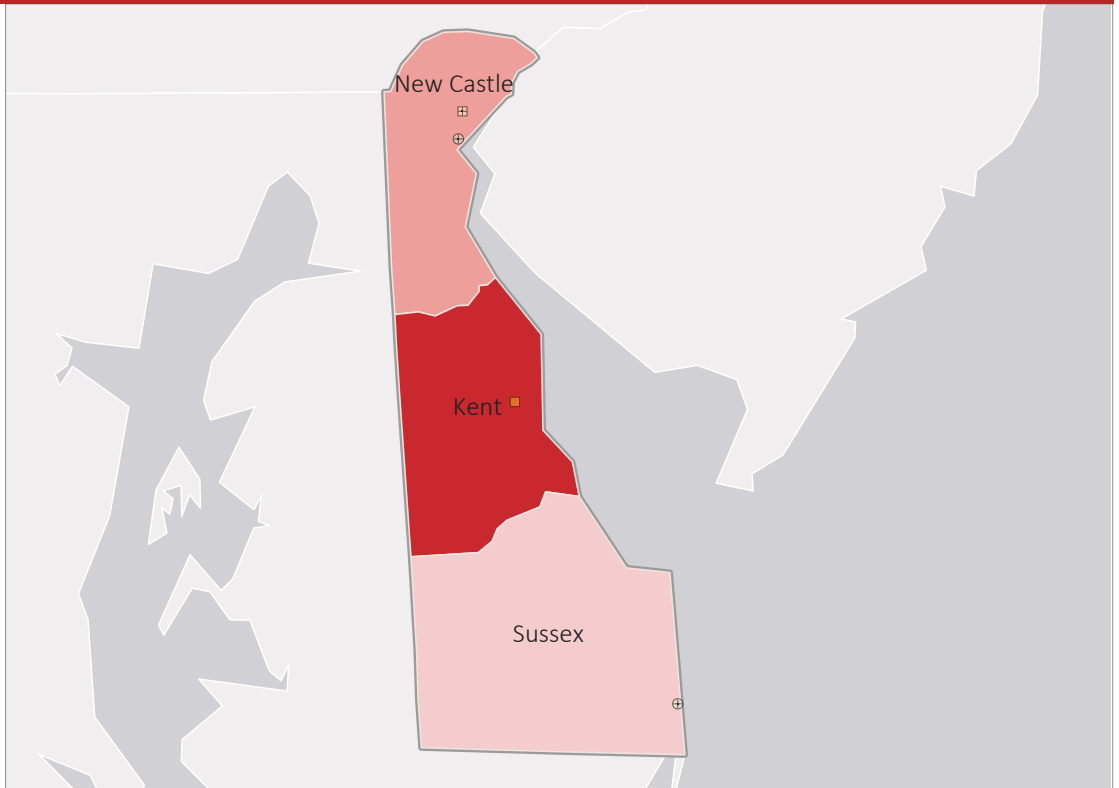
TOP DEFENSE PERSONNEL SPENDING LOCATIONS

(M = millions)

Kent
\$313.5 M

New Castle
\$100.7 M

Sussex
\$9.6 M



■ AF Active
 AF Guard
 AF Reserve
 ● Army Active
 Army Guard
 Army Reserve
 ◆ MC Active
 ▲ Navy Active
 ✱ WHS