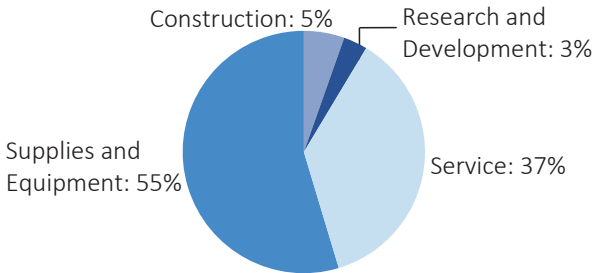


KANSAS

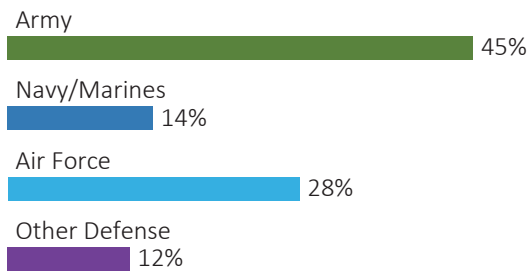
#34 \$3.4 B SPENT IN STATE	#30 1.9% OF STATE GDP	0.6% OF TOTAL U.S. DEFENSE SPENDING	\$1,162 PER RESIDENT	#39 \$1.3 B CONTRACT SPENDING	#21 38,960 NUMBER OF PERSONNEL	#21 \$2.0 B PERSONNEL SPENDING
--------------------------------------	---------------------------------	---	--------------------------------	---	--	--

DEFENSE CONTRACTS

By Type



By Service



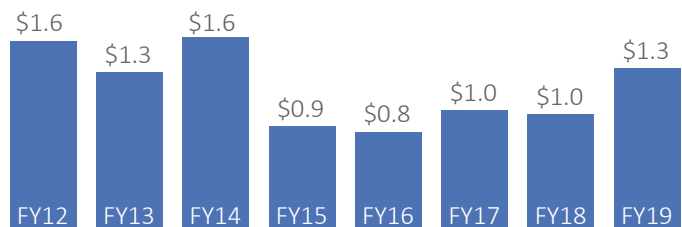
Top Defense Contractors

(M = millions)

General Electric	\$201.2 M
Textron	\$131.4 M
Spirit Aerosystems Holdings	\$94.2 M
Northrop Grumman	\$81.2 M
Leading Technology Composites	\$51.4 M
Honeywell	\$33.1 M
MMC Corp.	\$31.9 M
D-J Engineering Inc.	\$30.0 M
Booz Allen Hamilton	\$29.1 M
Day & Zimmermann Group	\$27.5 M

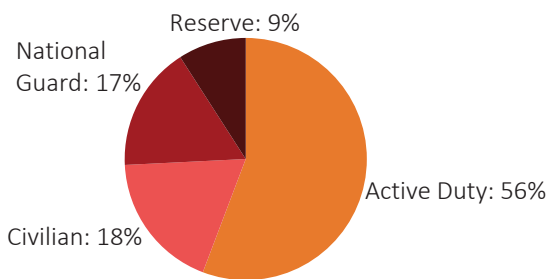
Contract Awards Performed

(By Fiscal Year, billions)



DEFENSE PERSONNEL


Allocations, By Type



\$2.0 BILLION
TOTAL PAYROLL

38,960
TOTAL PERSONNEL

Allocations, By Service



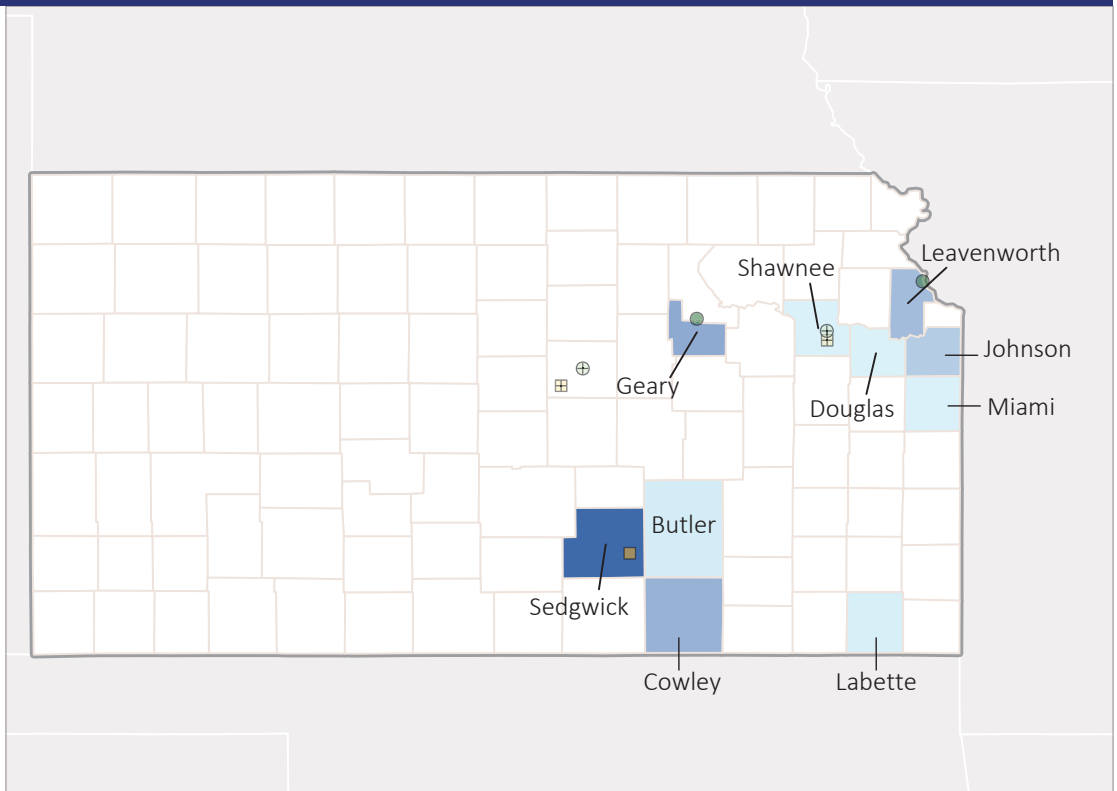
Top Defense Personnel Locations

County	Active Duty	Civilian	National Guard	Reserve	Total
Geary	15,207	2,613	115	123	18,058
Sedgwick	2,904	999	1,772	1,623	7,298
Leavenworth	3,434	2,482	220	354	6,490
Shawnee	30	591	1,889	320	2,830
Johnson	36	96	427	355	914
Riley	32	148	228	155	563
Saline	0	48	206	71	325
Douglas	42	21	98	75	236
Crawford	ND	ND	158	34	ND
Ellis	0	15	73	108	196

TOP DEFENSE CONTRACT SPENDING LOCATIONS

(M = millions)

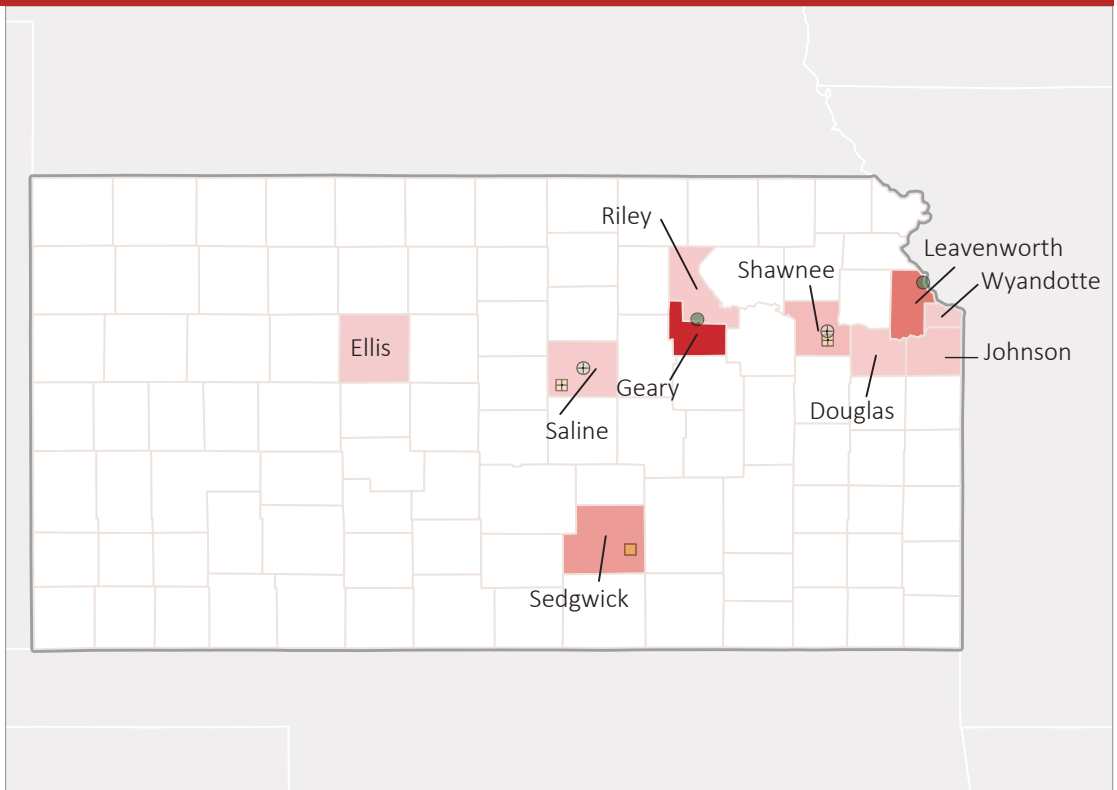
- Sedgwick
\$436.4 M
- Geary
\$229.7 M
- Cowley
\$206.9 M
- Leavenworth
\$174.8 M
- Johnson
\$124.3 M
- Butler
\$37.5 M
- Labette
\$27.7 M
- Douglas
\$18.6 M
- Miami
\$17.9 M
- Shawnee
\$17.1 M



TOP DEFENSE PERSONNEL SPENDING LOCATIONS

(M = millions)

- Geary
\$966.4 M
- Leavenworth
\$534.9 M
- Sedgwick
\$318.9 M
- Shawnee
\$107.3 M
- Johnson
\$25.0 M
- Riley
\$24.1 M
- Saline
\$10.8 M
- Douglas
\$9.2 M
- Wyandotte
\$6.1 M
- Ellis
\$4.7 M



■ AF Active
 AF Guard
 AF Reserve
 ● Army Active
 Army Guard
 Army Reserve
 ◆ MC Active
 ▲ Navy Active
 ✱ WHS