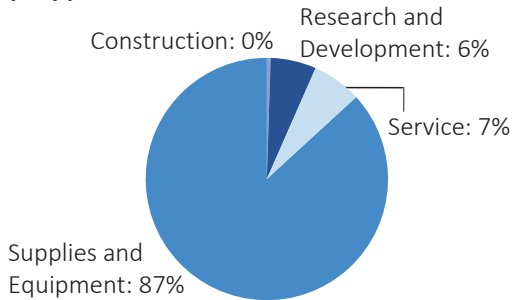


MINNESOTA

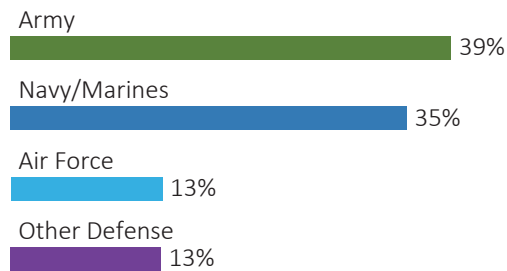
#38 \$2.7 B SPENT IN STATE	#49 0.7% OF STATE GDP	0.5% OF TOTAL U.S. DEFENSE SPENDING	\$473 PER RESIDENT	#35 \$2.0 B CONTRACT SPENDING	#33 22,155 NUMBER OF PERSONNEL	#40 \$0.6 B PERSONNEL SPENDING
--------------------------------------	---------------------------------	---	------------------------------	---	--	--

DEFENSE CONTRACTS

By Type



By Service



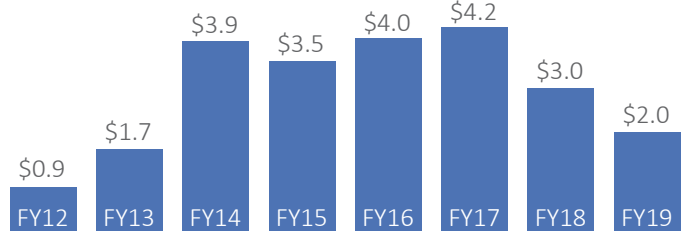
Top Defense Contractors

(M = millions)

Northrop Grumman	\$448.2 M
BAE Systems	\$282.3 M
Avtron Industrial Automation Inc.	\$214.9 M
Lockheed Martin	\$168.6 M
Cummins	\$143.1 M
General Dynamics	\$94.5 M
Honeywell	\$81.3 M
United Technologies	\$52.0 M
UnitedHealth Group	\$40.5 M
Alcoa Extrusions Inc.	\$33.2 M

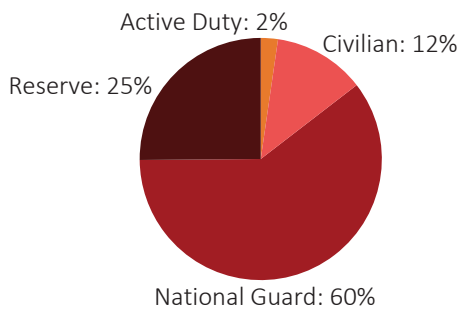
Contract Awards Performed

(By Fiscal Year, billions)



DEFENSE PERSONNEL

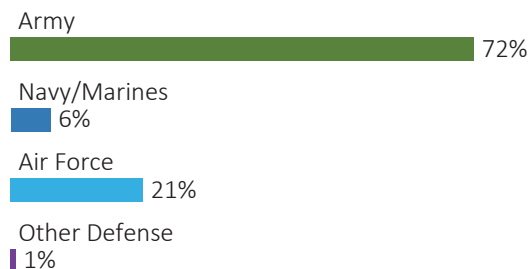
Allocations, By Type



\$619.2 MILLION
TOTAL PAYROLL

22,155
TOTAL PERSONNEL

Allocations, By Service



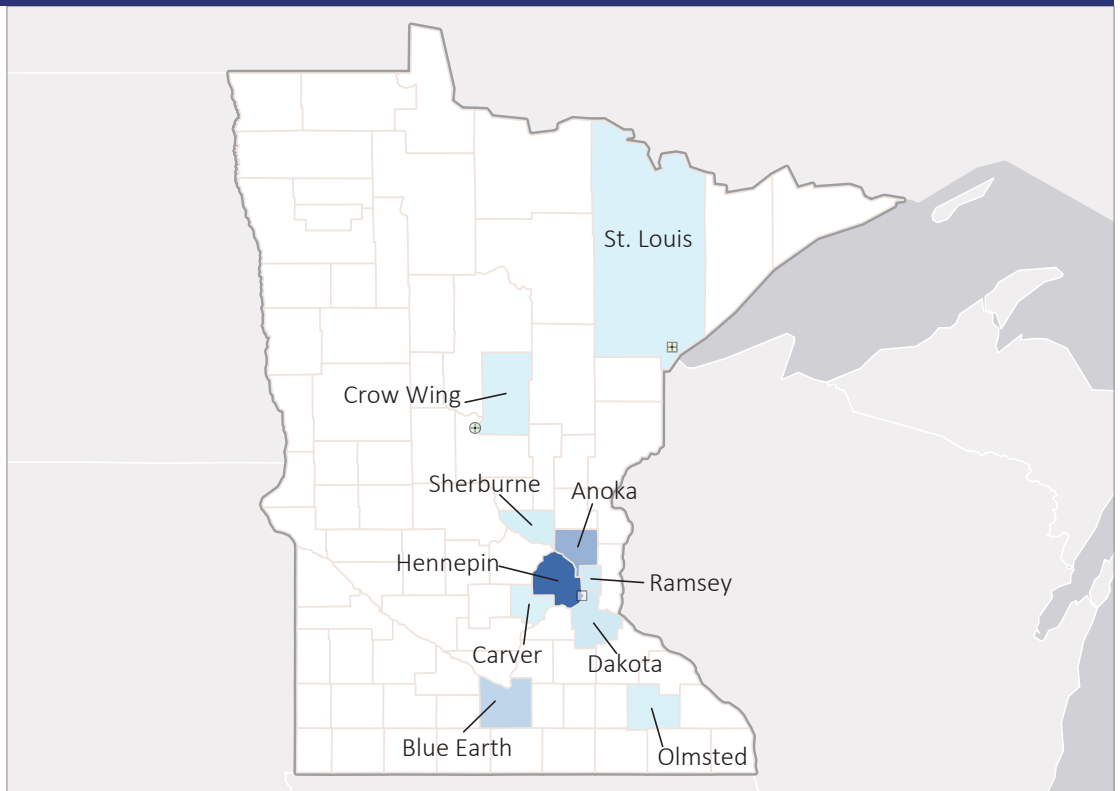
Top Defense Personnel Locations

County	Active Duty	Civilian	National Guard	Reserve	Total
Hennepin	347	660	1,795	3,807	6,609
Ramsey	51	917	1,795	802	3,565
St. Louis	11	334	1,716	107	2,168
Morrison	ND	407	1,360	0	ND
Dakota	ND	55	937	0	ND
Stearns	ND	105	443	134	ND
Washington	0	11	659	0	670
Blue Earth	32	13	189	193	427
Crow Wing	26	19	218	99	362
Wright	0	ND	161	142	ND

TOP DEFENSE CONTRACT SPENDING LOCATIONS

(M = millions, B = billions)

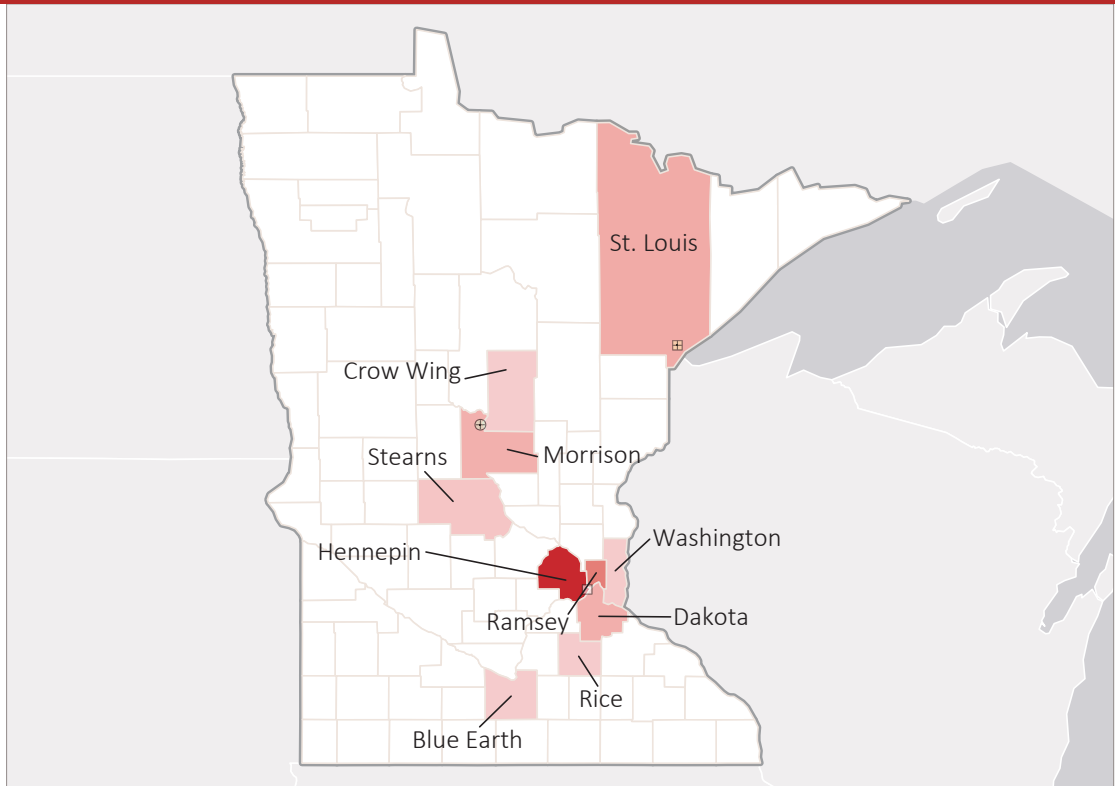
- Hennepin
\$1.1 B
- Anoka
\$481.4 M
- Blue Earth
\$214.0 M
- Dakota
\$82.3 M
- Ramsey
\$66.6 M
- Sherburne
\$46.5 M
- Olmsted
\$16.8 M
- Carver
\$13.9 M
- Crow Wing
\$12.4 M
- St. Louis
\$8.0 M



TOP DEFENSE PERSONNEL SPENDING LOCATIONS

(M = millions)

- Hennepin
\$222.6 M
- Ramsey
\$118.7 M
- St. Louis
\$56.2 M
- Dakota
\$49.6 M
- Morrison
\$48.5 M
- Stearns
\$17.7 M
- Washington
\$9.9 M
- Blue Earth
\$9.5 M
- Rice
\$8.6 M
- Crow Wing
\$7.8 M



■ AF Active
 AF Guard
 AF Reserve
 ● Army Active
 Army Guard
 Army Reserve
 ◆ MC Active
 ▲ Navy Active
 ✱ WHS