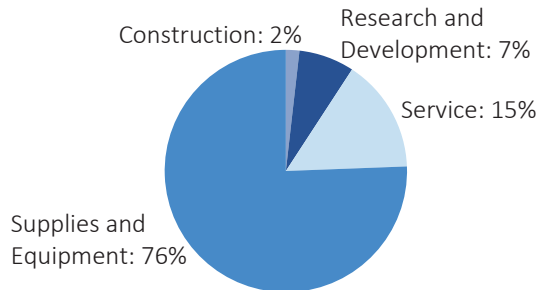


NEW YORK

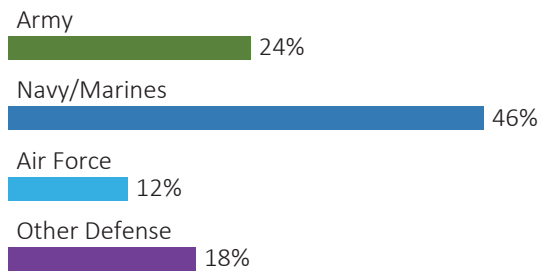
#16 \$11.6 B SPENT IN STATE	#51 0.6% OF STATE GDP	2.1% OF TOTAL U.S. DEFENSE SPENDING	\$597 PER RESIDENT	#14 \$8.9 B CONTRACT SPENDING	#14 59,523 NUMBER OF PERSONNEL	#17 \$2.7 B PERSONNEL SPENDING
---------------------------------------	---------------------------------	---	------------------------------	---	--	--

DEFENSE CONTRACTS

By Type



By Service



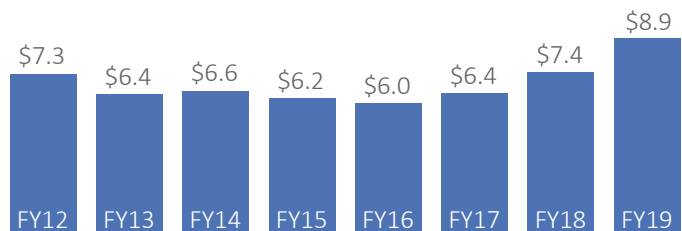
Top Defense Contractors

(M = millions, B = billions)

Lockheed Martin	\$1.4 B
Harris Corp.	\$1.1 B
Triumph Group Inc.	\$828.3 M
Northrop Grumman	\$333.4 M
Moog	\$298.3 M
BAE Systems	\$289.3 M
Griffon Corp.	\$206.7 M
SRC	\$155.8 M
Interpublic Group of Companies	\$141.2 M
Assured Information Security	\$137.1 M

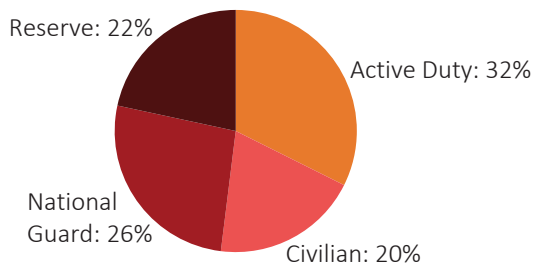
Contract Awards Performed

(By Fiscal Year, billions)




DEFENSE PERSONNEL

Allocations, By Type



Allocations, By Service



\$2.7 BILLION
TOTAL PAYROLL

59,523
TOTAL PERSONNEL

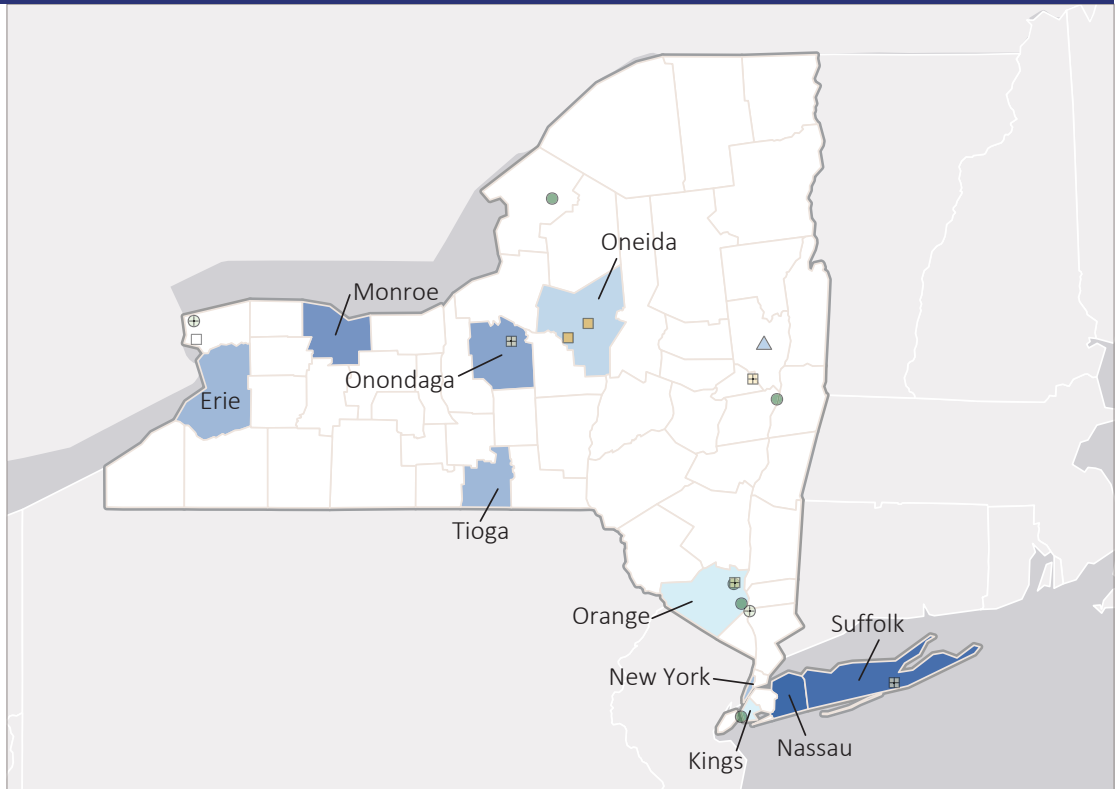
Top Defense Personnel Locations

County	Active Duty	Civilian	National Guard	Reserve	Total
Jefferson	15,126	2,173	160	208	17,667
Orange	1,779	2,499	1,544	792	6,614
Niagara	15	582	761	1,595	2,953
Onondaga	206	500	1,478	736	2,920
Oneida	67	1,814	600	275	2,756
Queens	85	105	600	1,962	2,752
Albany	250	1,337	903	15	2,505
Schenectady	25	275	1,513	676	2,489
Nassau	398	285	418	1,177	2,278
Kings	212	333	562	1,128	2,235

TOP DEFENSE CONTRACT SPENDING LOCATIONS

(M = millions, B = billions)

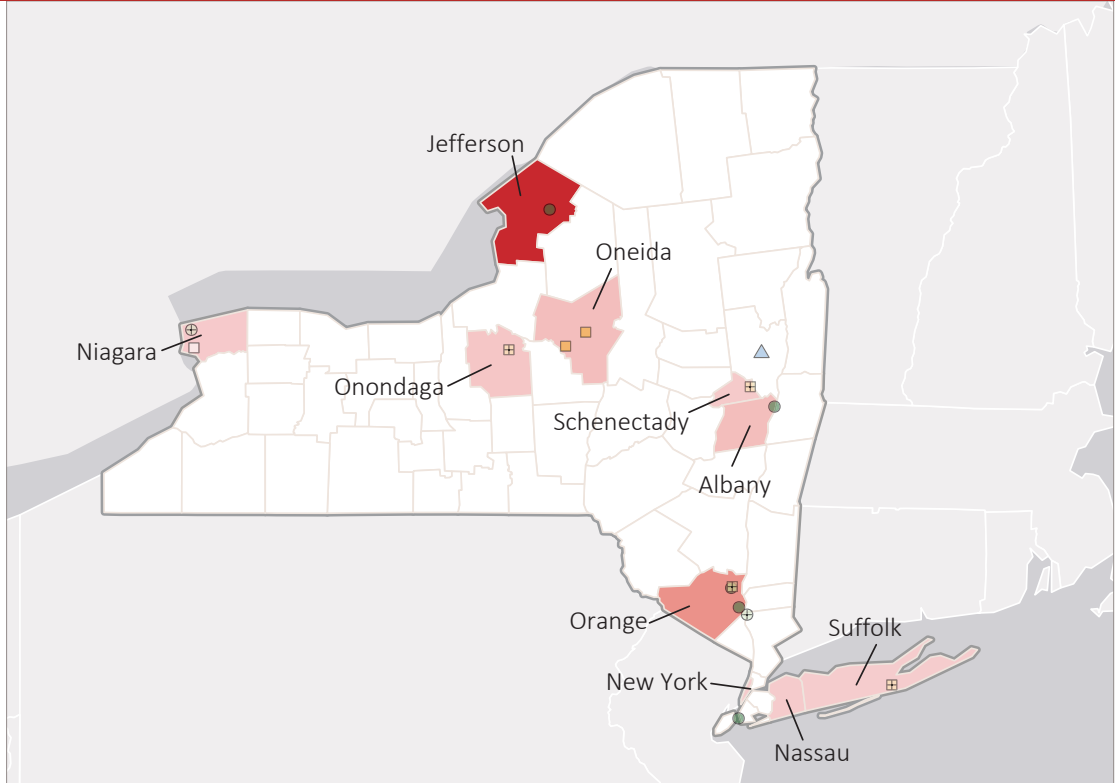
- Nassau
\$1.5 B
- Suffolk
\$1.5 B
- Monroe
\$1.1 B
- Onondaga
\$916.8 M
- Erie
\$711.5 M
- Tioga
\$711.3 M
- New York
\$599.5 M
- Oneida
\$399.6 M
- Orange
\$183.7 M
- Kings
\$132.7 M



TOP DEFENSE PERSONNEL SPENDING LOCATIONS

(M = millions)

- Jefferson
\$928.3 M
- Orange
\$415.4 M
- Oneida
\$157.1 M
- Albany
\$154.4 M
- Onondaga
\$113.6 M
- Niagara
\$92.1 M
- Schenectady
\$91.5 M
- Nassau
\$83.9 M
- New York
\$79.3 M
- Suffolk
\$77.6 M



■ AF Active
 ▣ AF Guard
 AF Reserve
 ● Army Active
 ⊕ Army Guard
 Army Reserve
 ◆ MC Active
 ▲ Navy Active
 ✱ WHS