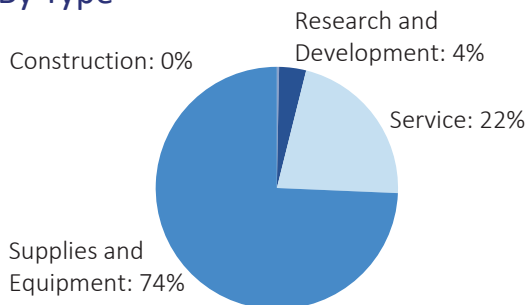


SOUTH DAKOTA

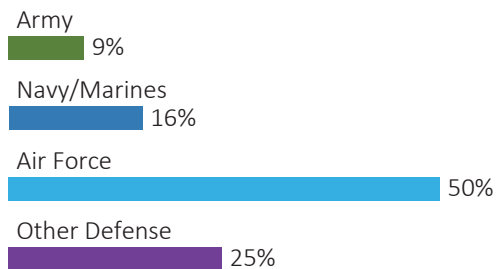
#49 \$0.6 B SPENT IN STATE	#45 1.1% OF STATE GDP	0.1% OF TOTAL U.S. DEFENSE SPENDING	\$695 PER RESIDENT	#49 \$0.2 B CONTRACT SPENDING	#47 9,560 NUMBER OF PERSONNEL	#45 \$0.4 B PERSONNEL SPENDING
--------------------------------------	---------------------------------	---	------------------------------	---	---	--

DEFENSE CONTRACTS

By Type



By Service



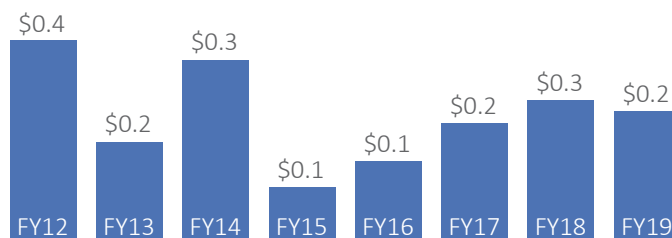
Top Defense Contractors

(M = millions)

Sterling Computers	\$123.0 M
Rosenbauer Beteiligungsverwaltung	\$19.1 M
National Presto Industries	\$15.6 M
Black Hills Ammunition Inc.	\$7.1 M
Forest Products Distributors	\$7.1 M
Raven Industries Inc.	\$5.4 M
Leidos	\$4.0 M
Oneida Nation	\$3.4 M
BH Services Inc.	\$3.3 M
VRC Metal Systems	\$2.9 M

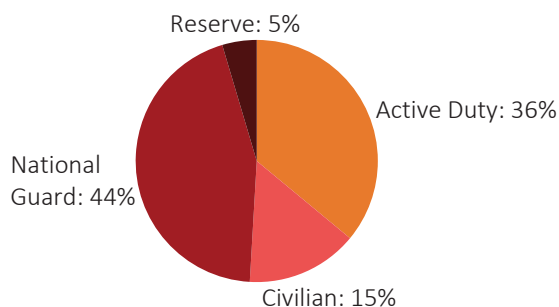
Contract Awards Performed

(By Fiscal Year, billions)



DEFENSE PERSONNEL

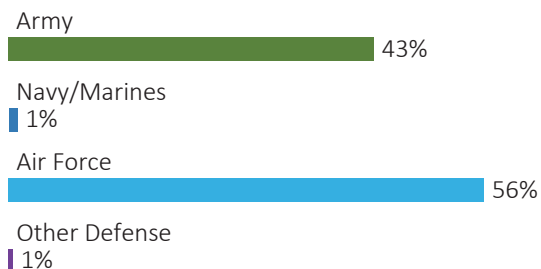
Allocations, By Type



\$376.9 MILLION
TOTAL PAYROLL

9,560
TOTAL PERSONNEL

Allocations, By Service



Top Defense Personnel Locations

County	Active Duty	Civilian	National Guard	Reserve	Total
Meade	3,339	12	113	21	3,485
Minnehaha	21	364	1,518	313	2,216
Pennington	ND	829	722	0	ND
Brown	0	ND	169	102	ND
Codington	0	ND	269	0	ND
Hughes	ND	48	163	0	ND
Beadle	0	0	182	0	182
Charles Mix	0	39	116	0	155
Davison	0	47	108	0	155
Lake	0	0	132	0	132

SOUTH DAKOTA

FISCAL YEAR 2019

TOP DEFENSE CONTRACT SPENDING LOCATIONS

(M = millions)

Union
\$125.3 M

Meade
\$33.8 M

Minnehaha
\$29.4 M

Pennington
\$27.0 M

Deuel
\$15.7 M

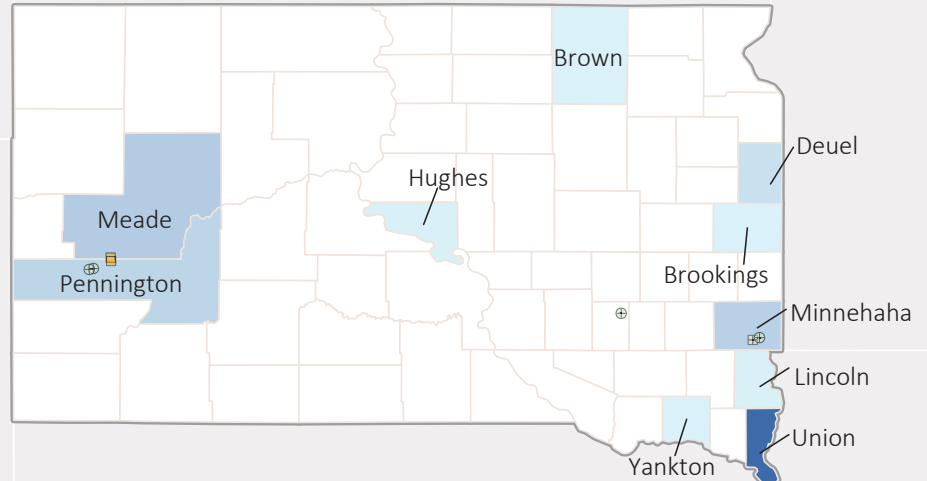
Hughes
\$1.9 M

Lincoln
\$1.4 M

Brookings
\$881.9 K

Yankton
\$833.4 K

Brown
\$591.3 K



TOP DEFENSE PERSONNEL SPENDING LOCATIONS

(M = millions)

Meade
\$186.0 M

Pennington
\$73.9 M

Minnehaha
\$62.6 M

Hughes
\$7.8 M

Codington
\$5.8 M

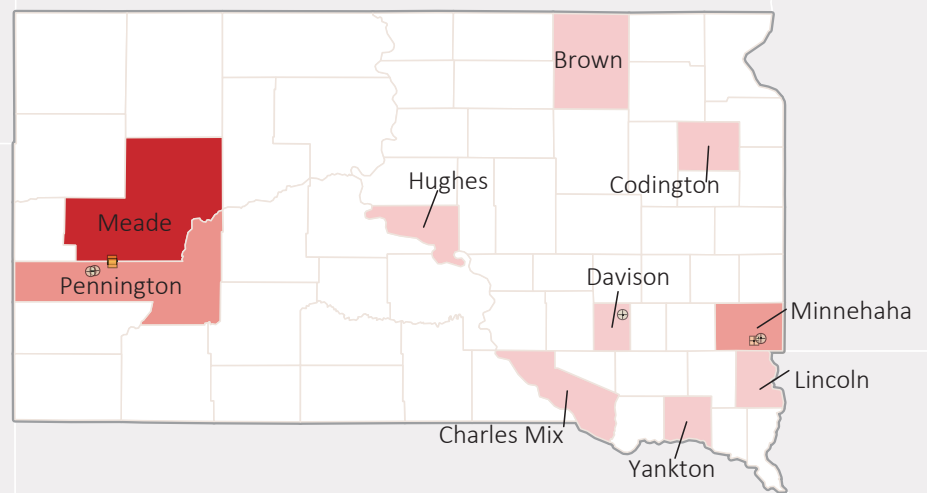
Brown
\$4.7 M

Charles Mix
\$4.5 M

Lincoln
\$4.2 M

Yankton
\$4.1 M

Davison
\$3.6 M



■ AF Active
 AF Guard
 AF Reserve
 ● Army Active
 Army Guard
 Army Reserve
 ◆ MC Active
 ▲ Navy Active
 ✱ WHS