

DELAWARE

#50
\$0.5 B SPENT
IN STATE

#49
0.7% OF STATE GDP

0.1%
OF TOTAL U.S.
DEFENSE SPENDING

\$553
PER RESIDENT

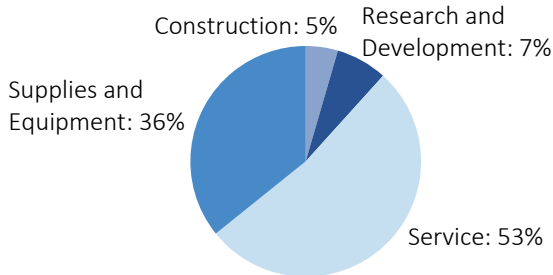
#51
\$0.1 B CONTRACT
SPENDING

#46
9,924 NUMBER
OF PERSONNEL

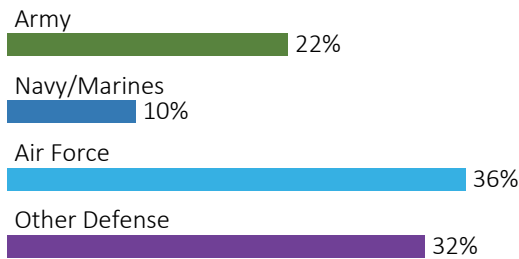
#44
\$0.4 B PERSONNEL
SPENDING

DEFENSE CONTRACTS

By Type



By Service



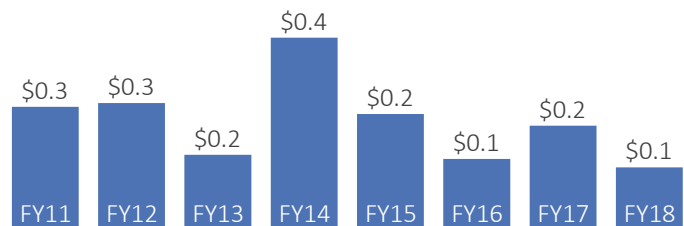
Top Defense Contractors

(M = millions)

American Registry of Pathology	\$10.6 M
Caesar Rodney School District	\$9.3 M
Aero Precision Industries	\$9.2 M
Tesla Industries	\$8.1 M
Phase Sensitive Innovations	\$6.6 M
Agilent Technologies Inc.	\$4.6 M
Bering Straits Native Corporation	\$3.6 M
Kalitta Charters	\$3.2 M
Integrity Tool & Fastener Inc.	\$2.8 M
CDK Mobile Systems	\$2.8 M

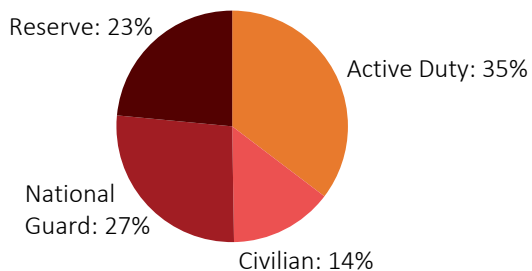
Contract Awards Performed

(by fiscal year, billions)



DEFENSE PERSONNEL

Allocations, By Type



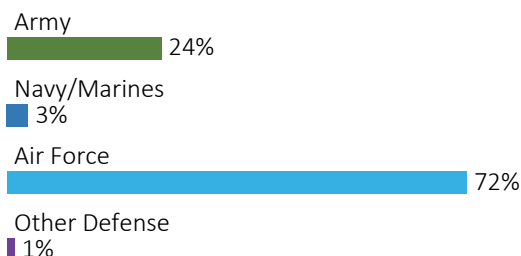
\$405.5 MILLION
TOTAL PAYROLL

9,924
TOTAL PERSONNEL

Top Defense Personnel Locations

County	Active Duty	Civilian	National Guard	Reserve	Total
Kent	3,455	944	146	1,706	6,251
New Castle	37	456	2,039	561	3,093
Sussex	ND	31	471	64	ND

Allocations, By Service



Data sources: DoD's Defense Manpower Data Center; DoD's Procurement and Acquisition Policy; DoD's Military Installations, Ranges and Training Areas; USASpending.gov; U.S. Bureau of Economic Analysis; U.S. Census Bureau; and U.S. Department of Housing and Urban Development.



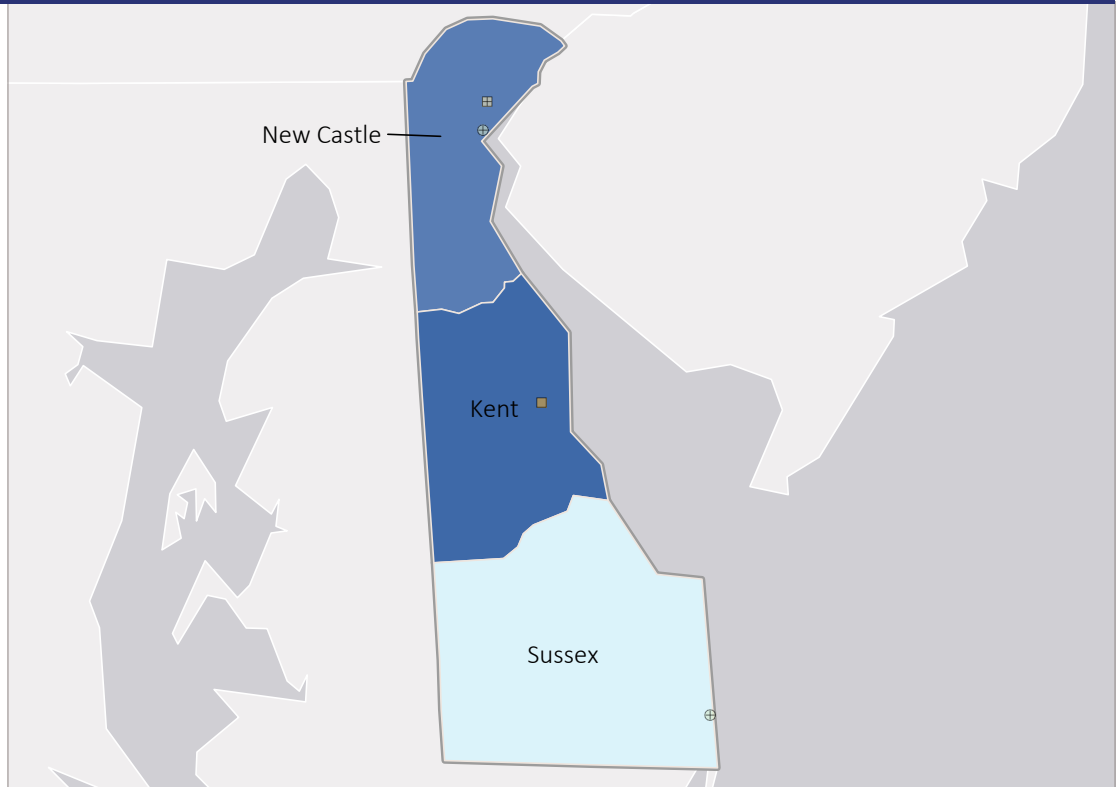
TOP DEFENSE CONTRACT SPENDING LOCATIONS

(M = millions)

Kent
\$66.7 M

New Castle
\$57.2 M

Sussex
\$5.1 M



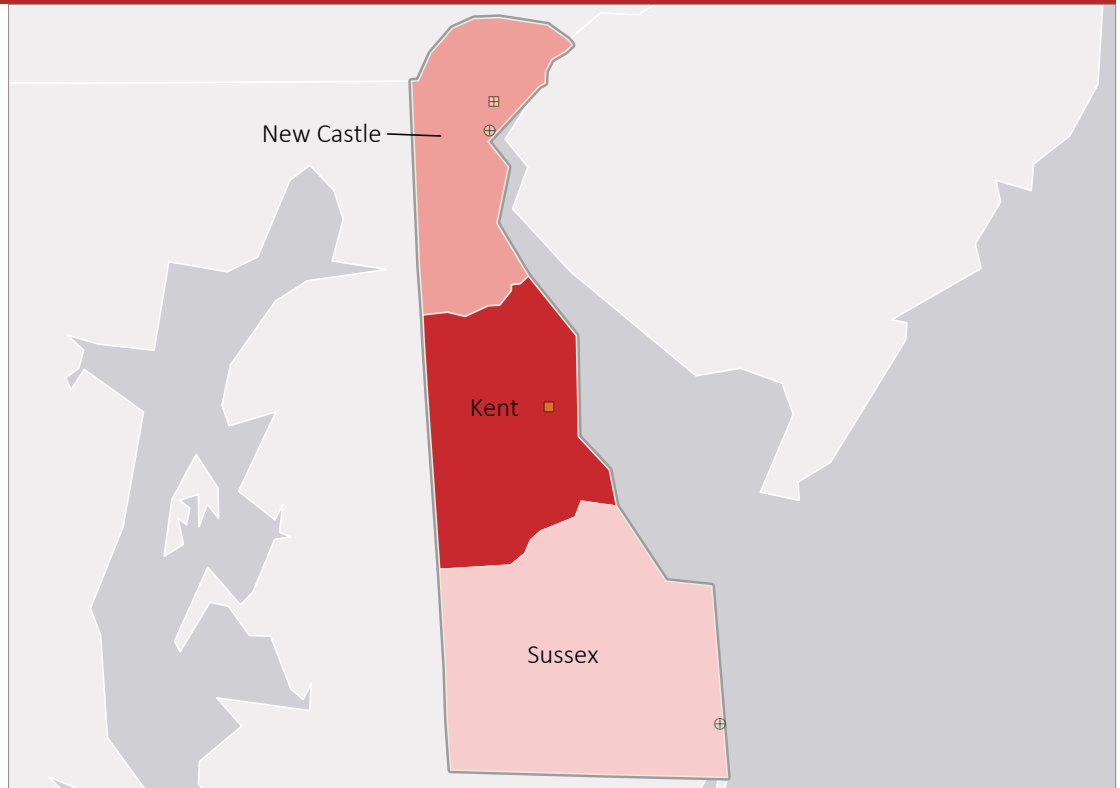
TOP DEFENSE PERSONNEL SPENDING LOCATIONS

(M = millions)

Kent
\$300.0 M

New Castle
\$96.1 M

Sussex
\$8.4 M



■ AF Active
 ■ AF Guard
 ■ AF Reserve
 ● Army Active
 ● Army Guard
 ● Army Reserve
 ◆ MC Active
 ▲ Navy Active
 ✱ WHS