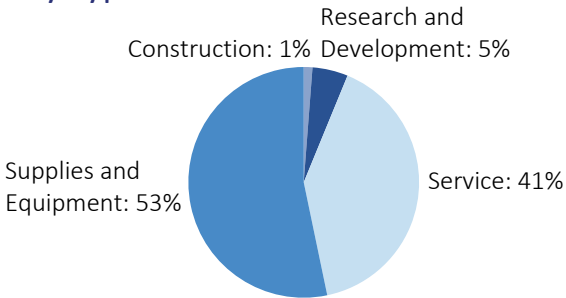


# FLORIDA

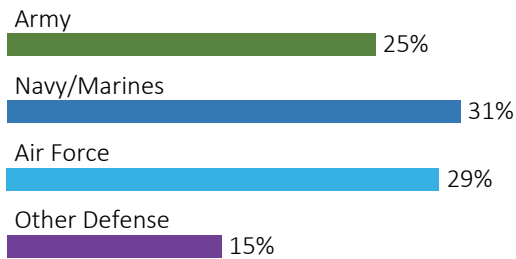
<b>#5</b> \$24.1 B SPENT IN STATE	<b>#23</b> 2.3% OF STATE GDP	<b>4.8%</b> OF TOTAL U.S. DEFENSE SPENDING	<b>\$1,132</b> PER RESIDENT	<b>#5</b> \$16.9 B CONTRACT SPENDING	<b>#5</b> 128,035 NUMBER OF PERSONNEL	<b>#5</b> \$7.2 B PERSONNEL SPENDING
-----------------------------------------	---------------------------------	--------------------------------------------------	--------------------------------	--------------------------------------------	---------------------------------------------	--------------------------------------------

## DEFENSE CONTRACTS

### By Type



### By Service



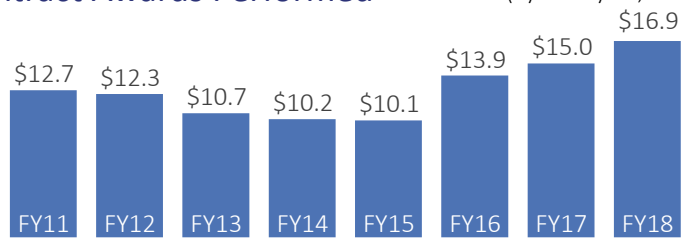
### Top Defense Contractors

(M = millions, B = billions)

Lockheed Martin	\$3.6 B
Northrop Grumman	\$1.9 B
Leonardo SpA	\$669.6 M
General Dynamics	\$628.6 M
Raytheon	\$571.2 M
Harris Corp.	\$563.8 M
Crowley	\$386.6 M
Honeywell	\$309.9 M
CAE	\$219.3 M
Jacobs Engineering Group	\$212.7 M

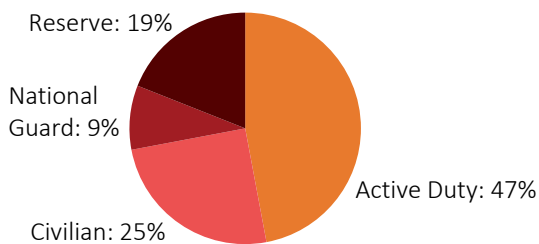
### Contract Awards Performed

(by fiscal year, billions)



## DEFENSE PERSONNEL

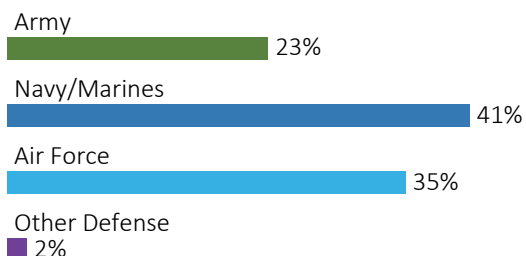
### Allocations, By Type



**\$7.2 BILLION**  
TOTAL PAYROLL

**128,035**  
TOTAL PERSONNEL

### Allocations, By Service



### Top Defense Personnel Locations

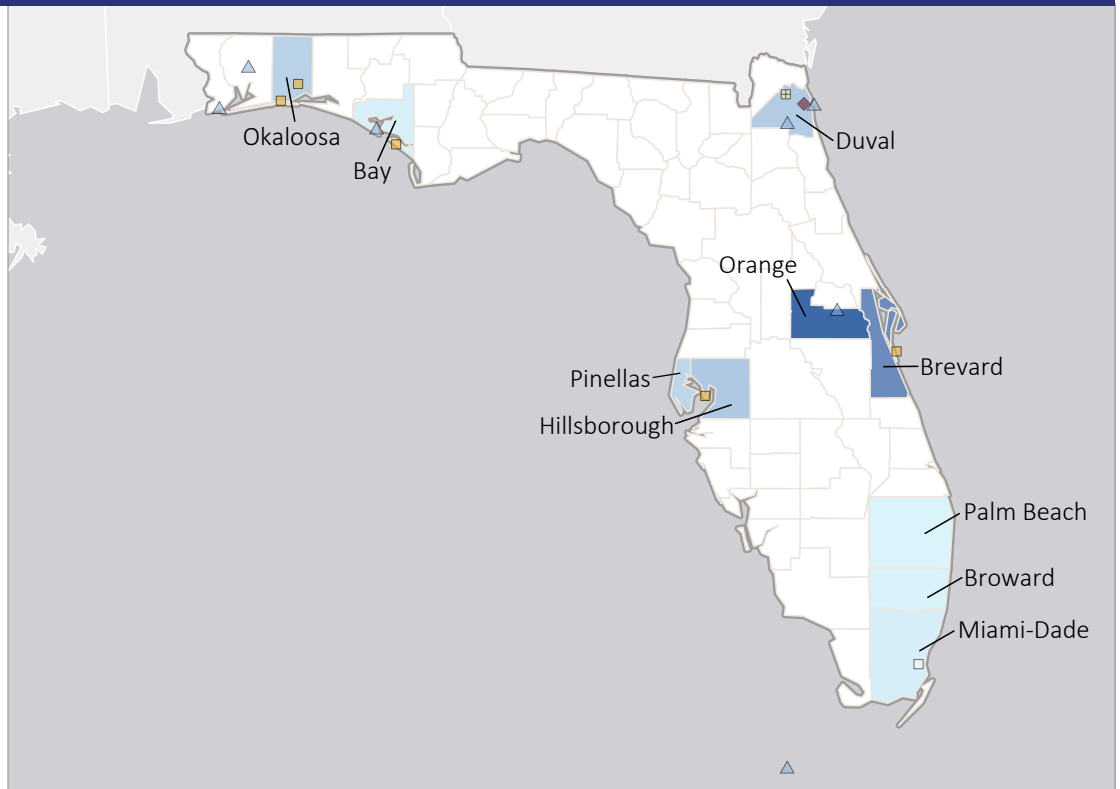
County	Active Duty	Civilian	National Guard	Reserve	Total
Okaloosa	17,084	7,065	102	2,039	26,290
Duval	11,406	8,624	1,881	3,763	25,674
Escambia	11,317	2,494	191	1,058	15,060
Hillsborough	5,762	2,671	482	4,060	12,975
Bay	3,928	2,819	500	483	7,730
Miami-Dade	1,231	1,241	453	3,866	6,791
Orange	228	2,354	350	3,108	6,040
Brevard	1,598	2,328	396	1,260	5,582
Pinellas	65	311	674	1,267	2,317
Palm Beach	75	239	340	1,099	1,753

Data sources: DoD's Defense Manpower Data Center; DoD's Procurement and Acquisition Policy; DoD's Military Installations, Ranges and Training Areas; USASpending.gov; U.S. Bureau of Economic Analysis; U.S. Census Bureau; and U.S. Department of Housing and Urban Development.

### TOP DEFENSE CONTRACT SPENDING LOCATIONS

(M = millions, B = billions)

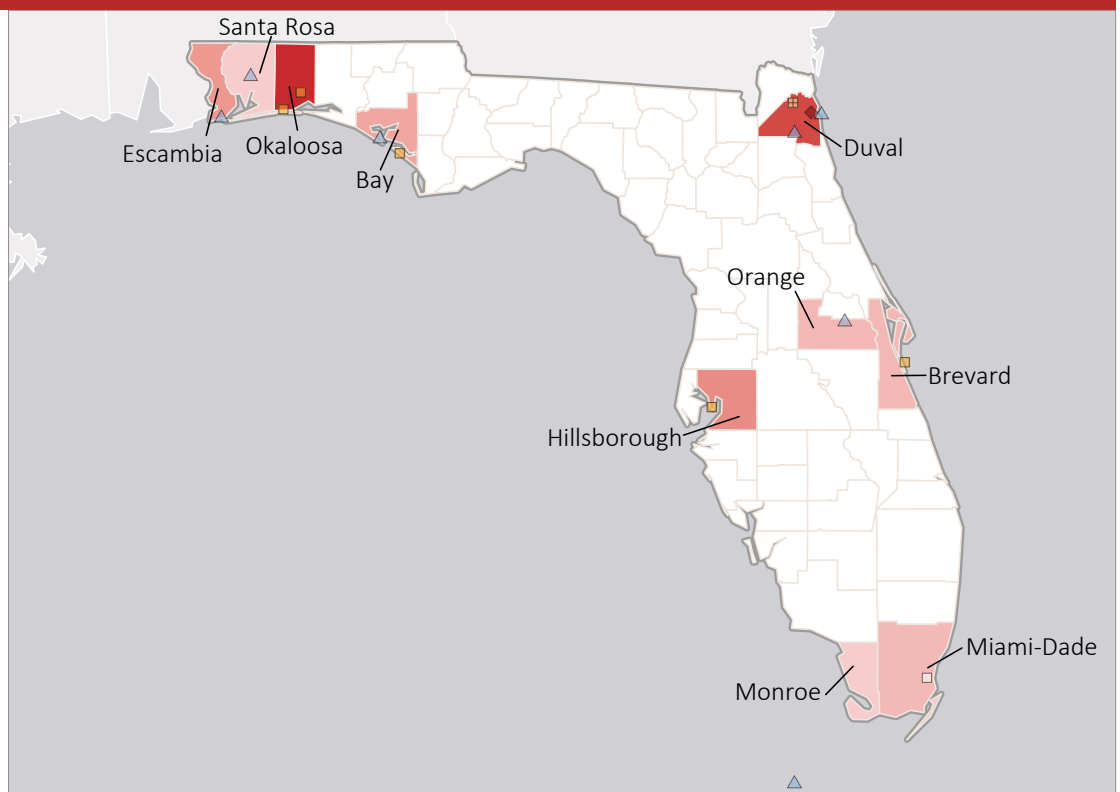
Orange	<b>\$4.8 B</b>
Brevard	<b>\$3.6 B</b>
Hillsborough	<b>\$1.6 B</b>
Duval	<b>\$1.5 B</b>
Okaloosa	<b>\$1.3 B</b>
Pinellas	<b>\$1.2 B</b>
Miami-Dade	<b>\$461.3 M</b>
Bay	<b>\$412.0 M</b>
Broward	<b>\$351.0 M</b>
Palm Beach	<b>\$322.1 M</b>



### TOP DEFENSE PERSONNEL SPENDING LOCATIONS

(M = millions, B = billions)

Okaloosa	<b>\$1.8 B</b>
Duval	<b>\$1.5 B</b>
Hillsborough	<b>\$826.7 M</b>
Escambia	<b>\$683.1 M</b>
Bay	<b>\$525.0 M</b>
Brevard	<b>\$329.6 M</b>
Orange	<b>\$323.3 M</b>
Miami-Dade	<b>\$316.9 M</b>
Santa Rosa	<b>\$102.8 M</b>
Monroe	<b>\$98.6 M</b>



■ AF Active 
  AF Guard 
  AF Reserve 
 ● Army Active 
  Army Guard 
  Army Reserve 
 ◆ MC Active 
 ▲ Navy Active 
 ✱ WHS