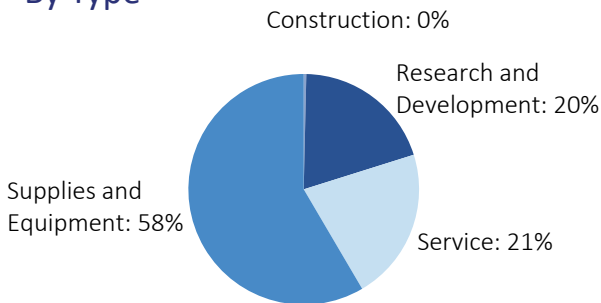


MASSACHUSETTS

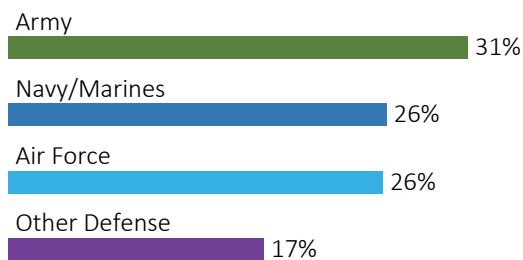
#12 \$14.4 B SPENT IN STATE	#20 2.5% OF STATE GDP	2.9% OF TOTAL U.S. DEFENSE SPENDING	\$2,091 PER RESIDENT	#9 \$13.4 B CONTRACT SPENDING	#32 23,510 NUMBER OF PERSONNEL	#32 \$1.1 B PERSONNEL SPENDING
------------------------------------------	---------------------------------	--------------------------------------------------	--------------------------------	--------------------------------------------	---------------------------------------------	---------------------------------------------

DEFENSE CONTRACTS

By Type



By Service



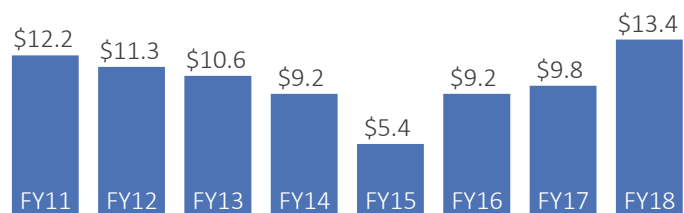
Top Defense Contractors

(M = millions, B = billions)

Raytheon	\$4.7 B
General Electric	\$1.6 B
General Dynamics	\$1.1 B
Massachusetts Institute of Technology	\$1.0 B
Charles Stark Draper Laboratory	\$461.5 M
Noble Sales & Logistics	\$389.1 M
MITRE	\$339.1 M
United Technologies	\$280.7 M
QinetiQ Group	\$162.2 M
Brighton Marine Health Center	\$143.1 M

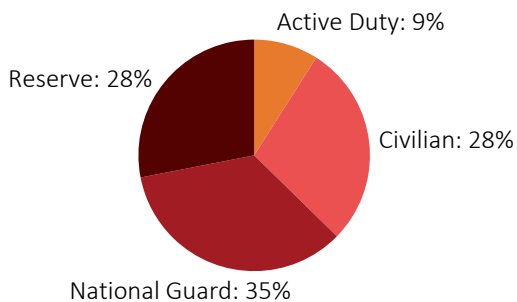
Contract Awards Performed

(by fiscal year, billions)

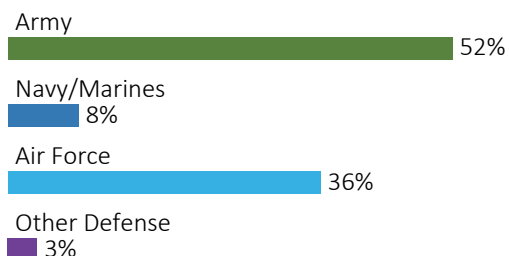


DEFENSE PERSONNEL

Allocations, By Type



Allocations, By Service



\$1.1 BILLION
TOTAL PAYROLL

23,510
TOTAL PERSONNEL

Top Defense Personnel Locations

County	Active Duty	Civilian	National Guard	Reserve	Total
Middlesex	1,202	4,258	2,043	2,073	9,576
Hampden	169	1,084	1,546	2,753	5,552
Barnstable	91	437	1,948	ND	ND
Suffolk	440	416	138	310	1,304
Plymouth	28	40	510	448	1,026
Bristol	ND	60	428	496	ND
Worcester	21	104	568	220	913
Essex	13	151	386	39	589
Norfolk	ND	18	254	260	ND
Hampshire	11	17	188	ND	ND

Data sources: DoD's Defense Manpower Data Center; DoD's Procurement and Acquisition Policy; DoD's Military Installations, Ranges and Training Areas; USASpending.gov; U.S. Bureau of Economic Analysis; U.S. Census Bureau; and U.S. Department of Housing and Urban Development.

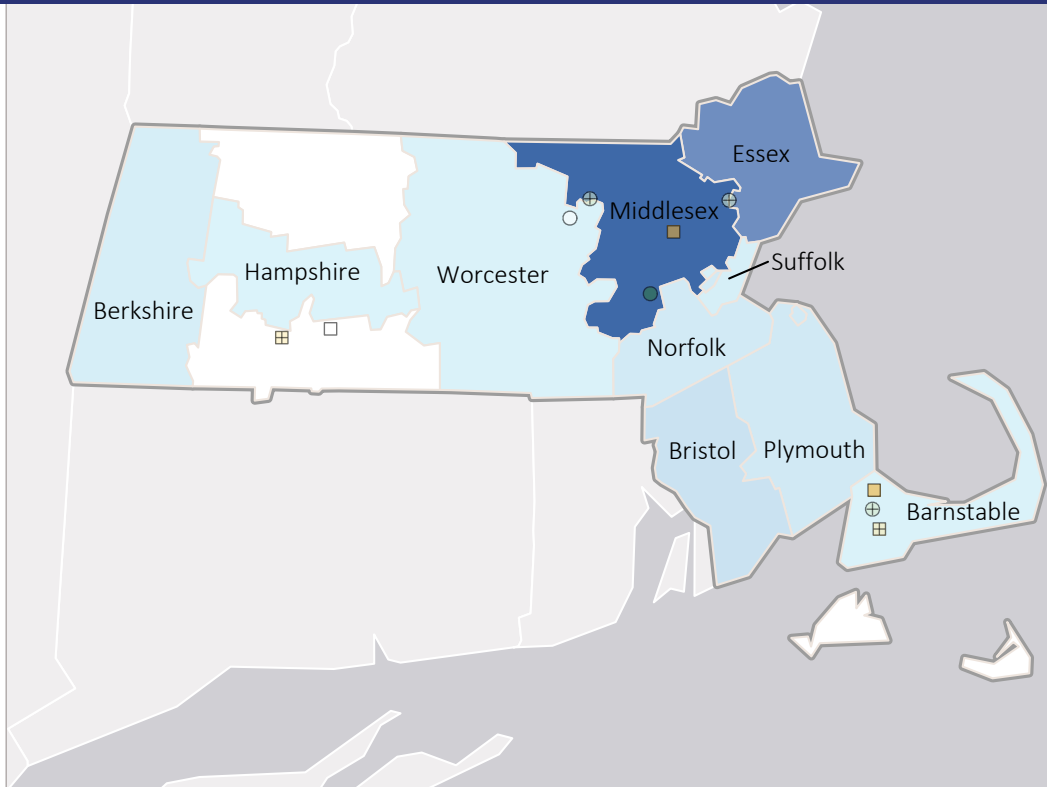
MASSACHUSETTS

FISCAL YEAR 2018

TOP DEFENSE CONTRACT SPENDING LOCATIONS

(M = millions, B = billions)

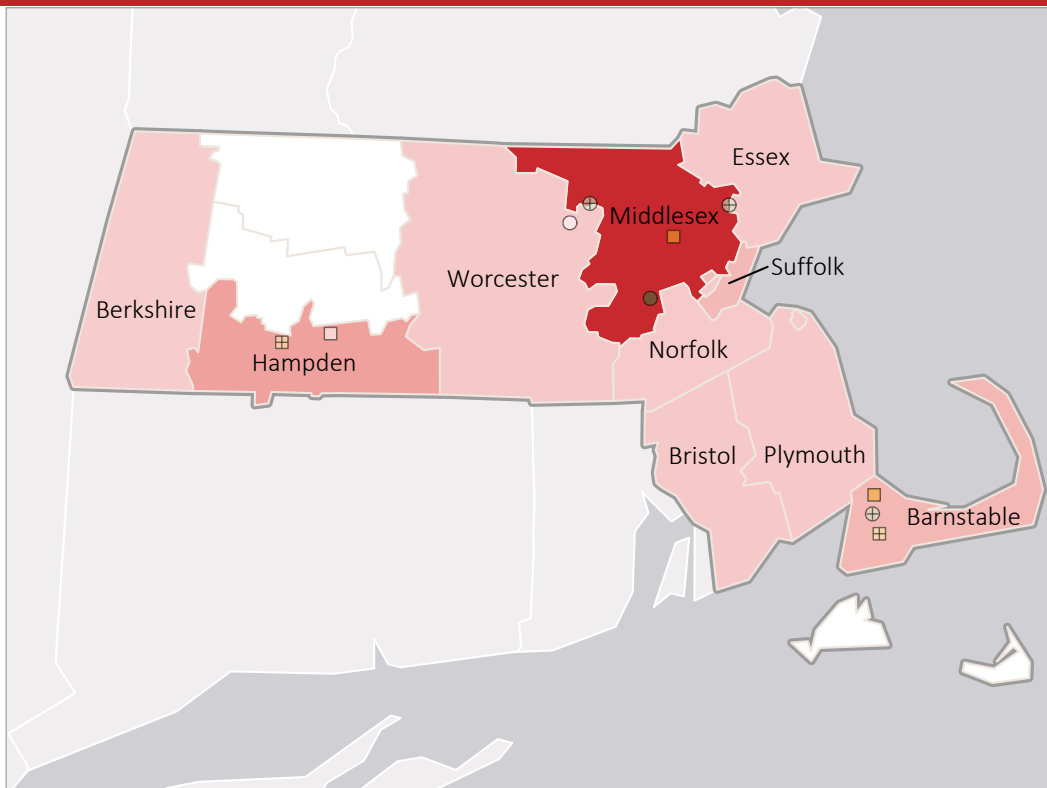
- Middlesex
\$6.1 B
- Essex
\$4.4 B
- Bristol
\$787.6 M
- Plymouth
\$527.8 M
- Norfolk
\$473.1 M
- Berkshire
\$329.5 M
- Suffolk
\$292.5 M
- Worcester
\$168.4 M
- Barnstable
\$155.0 M
- Hampshire
\$112.0 M



TOP DEFENSE PERSONNEL SPENDING LOCATIONS

(M = millions)

- Middlesex
\$591.3 M
- Hampden
\$171.3 M
- Barnstable
\$91.9 M
- Suffolk
\$82.5 M
- Essex
\$21.8 M
- Plymouth
\$21.8 M
- Worcester
\$20.4 M
- Bristol
\$19.9 M
- Norfolk
\$15.4 M
- Berkshire
\$7.7 M



■ AF Active
 ■ AF Guard
 AF Reserve
 ● Army Active
 ⊕ Army Guard
 Army Reserve
 ◆ MC Active
 ▲ Navy Active
 * WHS