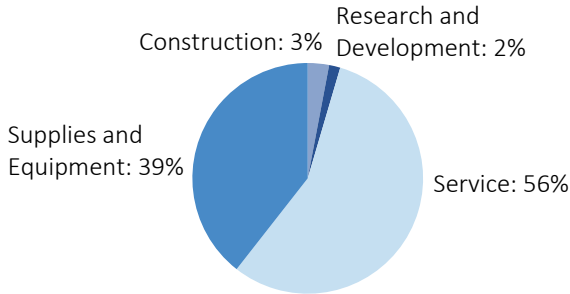


# MAINE

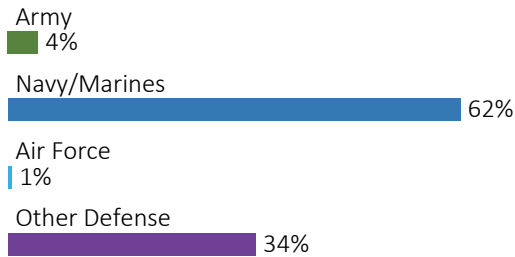
<b>#39</b> \$1.9 B SPENT IN STATE	<b>#15</b> 2.9% OF STATE GDP	<b>0.4%</b> OF TOTAL U.S. DEFENSE SPENDING	<b>\$1,422</b> PER RESIDENT	<b>#38</b> \$1.2 B CONTRACT SPENDING	<b>#43</b> 12,157 NUMBER OF PERSONNEL	<b>#36</b> \$0.7 B PERSONNEL SPENDING
---	---------------------------------	--	--------------------------------	--	---	---

## DEFENSE CONTRACTS

### By Type



### By Service



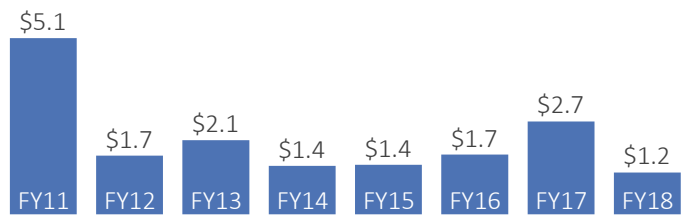
### Top Defense Contractors

(M = millions)

General Dynamics	\$482.5 M
Martin's Point Health Care	\$355.5 M
Innovyze Inc.	\$31.8 M
Engineered Construction Services Inc.	\$30.3 M
Asturian Group	\$22.6 M
Cianbro Companies	\$21.4 M
Precision Partners LLC	\$19.5 M
City of Bangor	\$17.7 M
Methuen Construction	\$16.8 M
Q.E.D. Systems	\$15.9 M

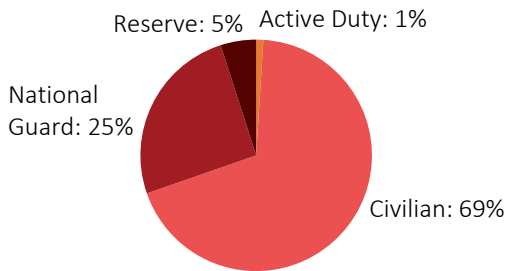
### Contract Awards Performed

(by fiscal year, billions)

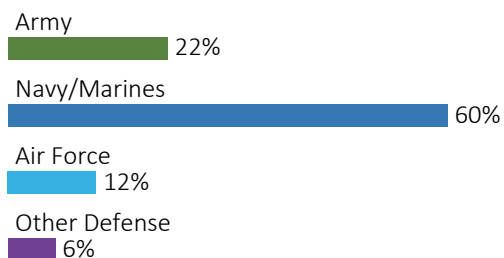


## DEFENSE PERSONNEL

### Allocations, By Type



### Allocations, By Service



**\$701.8 MILLION**  
TOTAL PAYROLL

**12,157**  
TOTAL PERSONNEL

### Top Defense Personnel Locations

County	Active Duty	Civilian	National Guard	Reserve	Total
York	ND	6,682	113	194	ND
Penobscot	ND	404	1,546	149	ND
Kennebec	39	186	644	ND	ND
Aroostook	ND	596	108	ND	ND
Cumberland	22	73	412	164	671
Sagadahoc	20	309	ND	ND	ND
Androscoggin	ND	18	99	97	ND
Oxford	ND	ND	98	ND	ND
Washington	ND	67	ND	ND	ND
Somerset	ND	ND	63	ND	ND

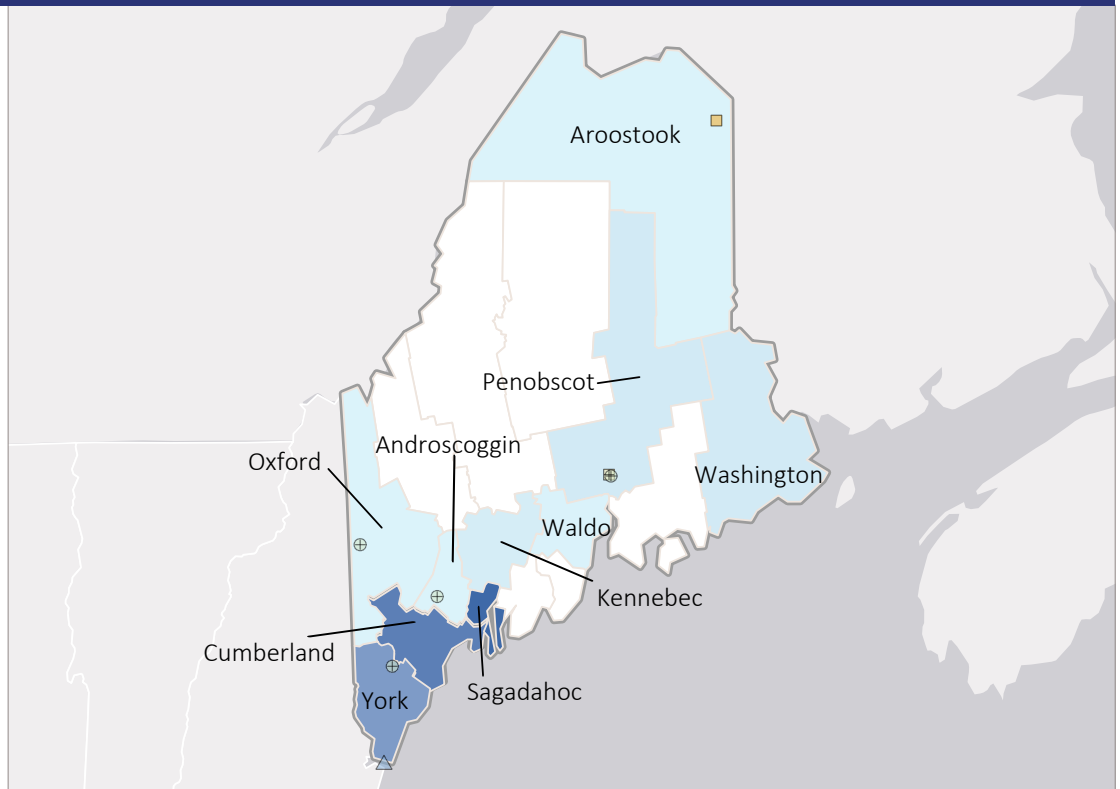
Data sources: DoD's Defense Manpower Data Center; DoD's Procurement and Acquisition Policy; DoD's Military Installations, Ranges and Training Areas; USASpending.gov; U.S. Bureau of Economic Analysis; U.S. Census Bureau; and U.S. Department of Housing and Urban Development.



### TOP DEFENSE CONTRACT SPENDING LOCATIONS

(M = millions)

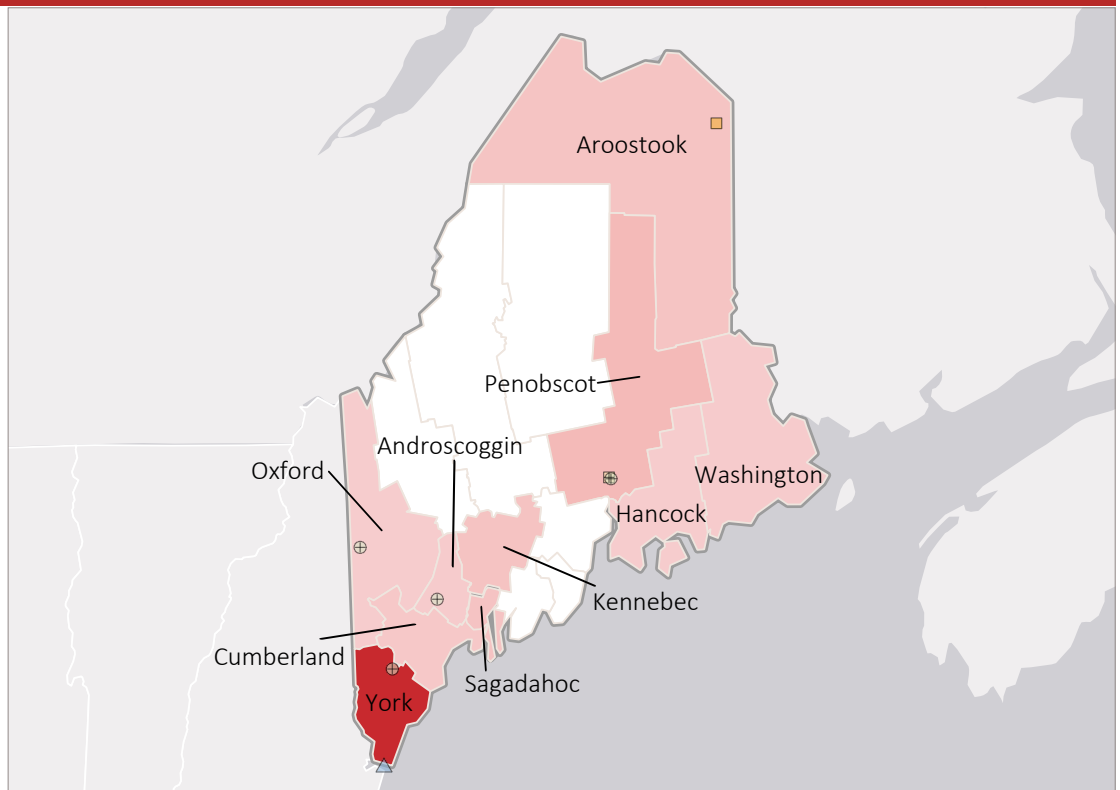
- Sagadahoc  
**\$447.8 M**
- Cumberland  
**\$372.3 M**
- York  
**\$278.5 M**
- Washington  
**\$30.6 M**
- Penobscot  
**\$28.9 M**
- Kennebec  
**\$22.2 M**
- Waldo  
**\$5.4 M**
- Oxford  
**\$4.1 M**
- Aroostook  
**\$3.5 M**
- Androscoggin  
**\$3.2 M**



### TOP DEFENSE PERSONNEL SPENDING LOCATIONS

(M = millions)

- York  
**\$513.1 M**
- Penobscot  
**\$65.0 M**
- Kennebec  
**\$33.0 M**
- Sagadahoc  
**\$32.0 M**
- Aroostook  
**\$30.3 M**
- Cumberland  
**\$16.4 M**
- Washington  
**\$4.4 M**
- Androscoggin  
**\$3.1 M**
- Hancock  
**\$2.2 M**
- Oxford  
**\$1.3 M**



■ AF Active  
 ■ AF Guard  
  AF Reserve  
 ● Army Active  
 ⊕ Army Guard  
  Army Reserve  
 ◆ MC Active  
 ▲ Navy Active  
 ✱ WHS