

# OKLAHOMA

**#24**  
\$6.5 B SPENT  
IN STATE

**#13**  
3.2% OF STATE GDP

**1.3%**  
OF TOTAL U.S.  
DEFENSE SPENDING

**\$1,658**  
PER RESIDENT

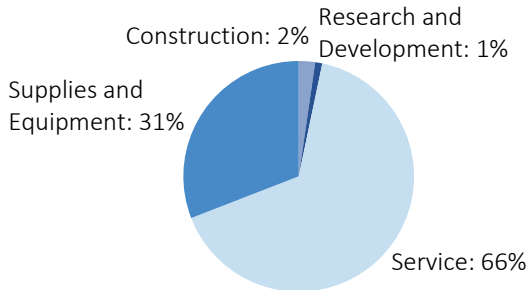
**#25**  
\$3.5 B CONTRACT  
SPENDING

**#14**  
59,380 NUMBER  
OF PERSONNEL

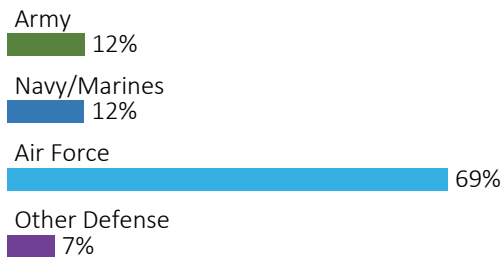
**#13**  
\$3.0 B PERSONNEL  
SPENDING

## DEFENSE CONTRACTS

### By Type



### By Service



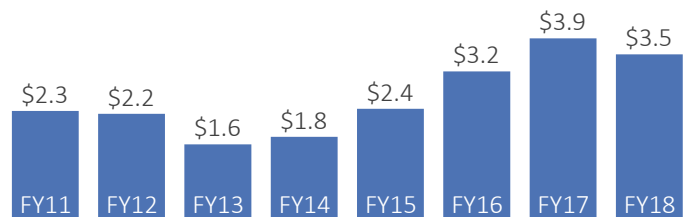
### Top Defense Contractors

(M = millions, B = billions)

Boeing	\$1.3 B
Patriot Team	\$212.1 M
L3 Technologies	\$145.8 M
Axletech International	\$140.1 M
IAP Worldwide Services	\$90.8 M
AECOM	\$80.2 M
NORDAM Group	\$74.9 M
Arctic Slope Regional Corp.	\$60.3 M
Afognak Native Corp.	\$50.5 M
Harper Construction Company	\$44.3 M

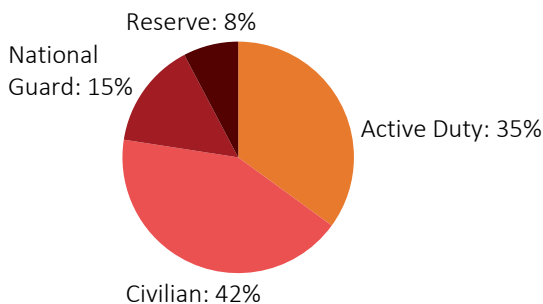
### Contract Awards Performed

(by fiscal year, billions)




## DEFENSE PERSONNEL

### Allocations, By Type



### Allocations, By Service



**\$3.0 BILLION**  
TOTAL PAYROLL

**59,380**  
TOTAL PERSONNEL

### Top Defense Personnel Locations

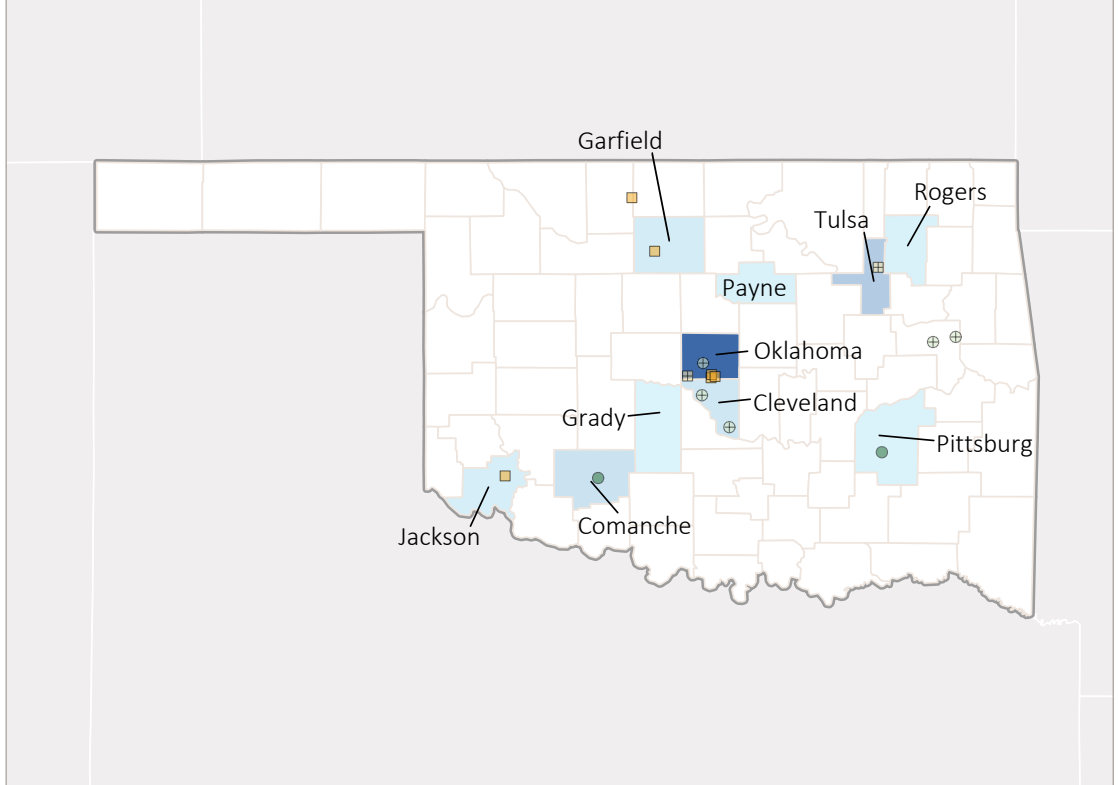
County	Active Duty	Civilian	National Guard	Reserve	Total
Oklahoma	6,041	17,768	2,041	2,150	28,000
Comanche	11,938	2,535	314	506	15,293
Tulsa	45	889	1,843	435	3,212
Jackson	1,335	1,202	85	72	2,694
Pittsburg	ND	1,981	218	14	ND
Garfield	1,271	327	169	99	1,866
Cleveland	38	149	1,031	68	1,286
Canadian	ND	21	576	465	ND
Wagoner	21	17	454	351	843
Muskogee	ND	80	337	48	ND

Data sources: DoD's Defense Manpower Data Center; DoD's Procurement and Acquisition Policy; DoD's Military Installations, Ranges and Training Areas; USASpending.gov; U.S. Bureau of Economic Analysis; U.S. Census Bureau; and U.S. Department of Housing and Urban Development.

### TOP DEFENSE CONTRACT SPENDING LOCATIONS

(M = millions, B = billions)

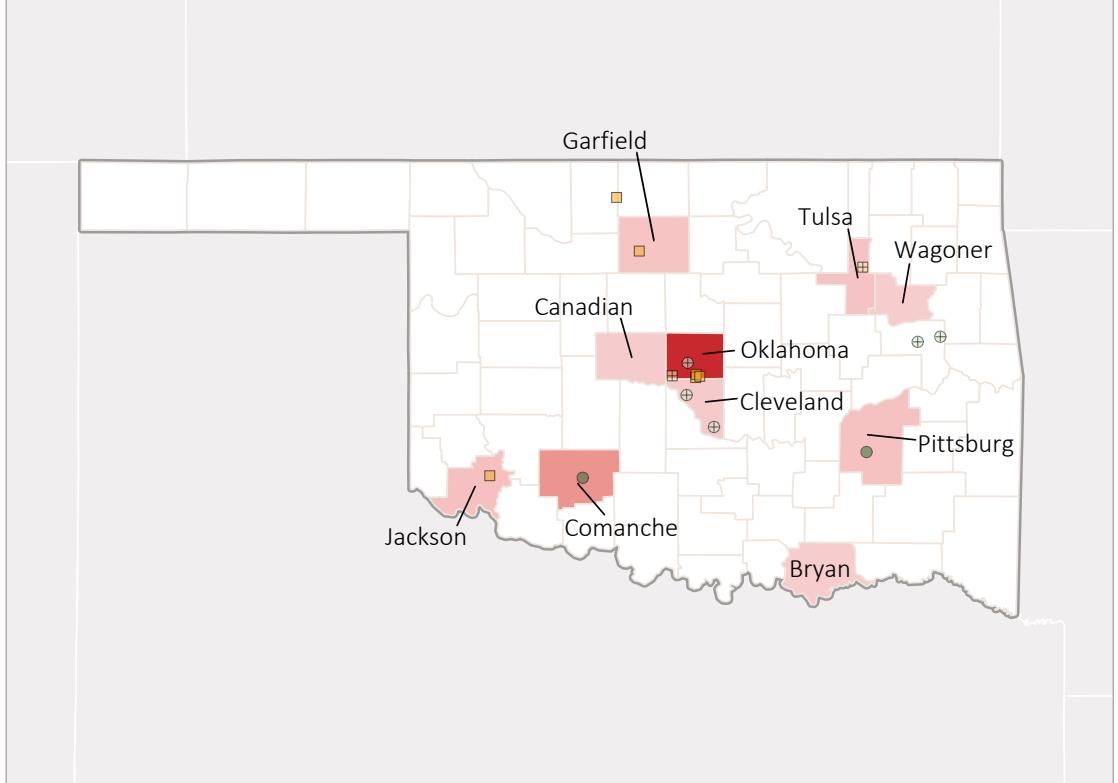
- Oklahoma  
**\$2.1 B**
- Tulsa  
**\$576.0 M**
- Comanche  
**\$239.1 M**
- Cleveland  
**\$183.6 M**
- Garfield  
**\$109.0 M**
- Jackson  
**\$81.2 M**
- Payne  
**\$43.9 M**
- Rogers  
**\$37.0 M**
- Pittsburg  
**\$32.6 M**
- Grady  
**\$12.9 M**



### TOP DEFENSE PERSONNEL SPENDING LOCATIONS

(M = millions, B = billions)

- Oklahoma  
**\$1.7 B**
- Comanche  
**\$643.3 M**
- Jackson  
**\$148.8 M**
- Pittsburg  
**\$130.8 M**
- Tulsa  
**\$113.0 M**
- Garfield  
**\$107.2 M**
- Cleveland  
**\$31.3 M**
- Canadian  
**\$21.0 M**
- Wagoner  
**\$17.7 M**
- Bryan  
**\$13.5 M**



■ AF Active 
 ■ AF Guard 
  AF Reserve 
 ● Army Active 
  Army Guard 
  Army Reserve 
 ◆ MC Active 
 ▲ Navy Active 
 \* WHS