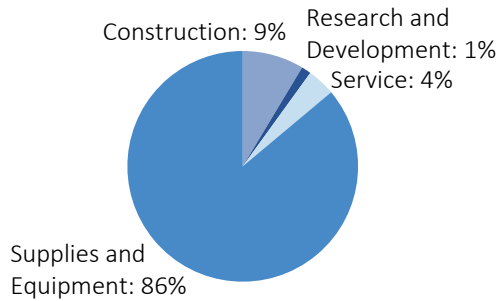


# VERMONT

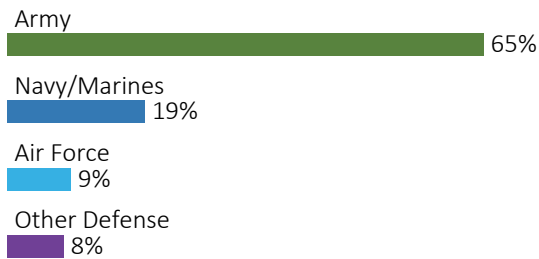
<b>#46</b> \$0.6 B SPENT IN STATE	<b>#28</b> 1.9% OF STATE GDP	<b>0.1%</b> OF TOTAL U.S. DEFENSE SPENDING	<b>\$1,026</b> PER RESIDENT	<b>#44</b> \$0.5 B CONTRACT SPENDING	<b>#51</b> 4,304 NUMBER OF PERSONNEL	<b>#51</b> \$0.1 B PERSONNEL SPENDING
---	---------------------------------	--	--------------------------------	--	--	---

## DEFENSE CONTRACTS

### By Type



### By Service



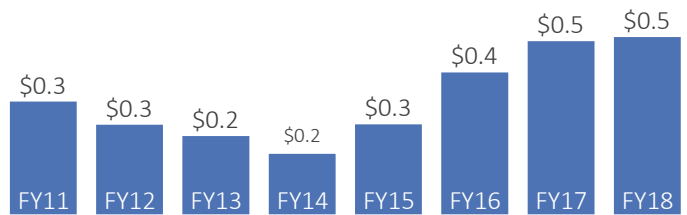
### Top Defense Contractors

(M = millions)

General Dynamics	\$241.4 M
United Technologies	\$123.8 M
Benaka Inc.	\$43.0 M
Omni Measurement Systems	\$17.2 M
New England Woodcraft	\$16.9 M
Thomas Instrument & Machine Co.	\$9.9 M
Stewart Construction Inc.	\$5.5 M
Concepts NREC	\$4.8 M
Revision Militaire Inc.	\$4.3 M
Vermont Aerospace Industries	\$2.9 M

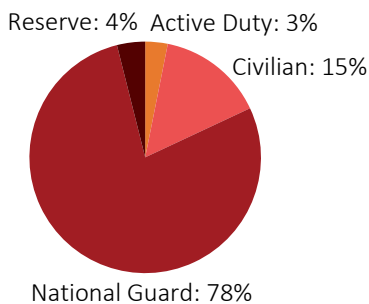
### Contract Awards Performed

(by fiscal year, billions)



## DEFENSE PERSONNEL

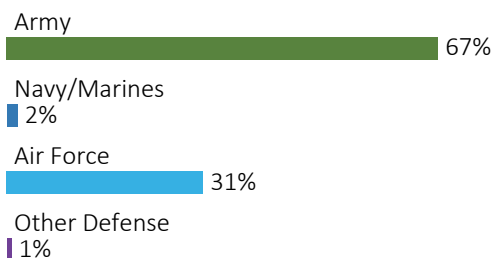
### Allocations, By Type



**\$133.9 MILLION**  
TOTAL PAYROLL

**4,304**  
TOTAL PERSONNEL

### Allocations, By Service



### Top Defense Personnel Locations

County	Active Duty	Civilian	National Guard	Reserve	Total
Chittenden	89	576	2,137	ND	ND
Washington	39	11	370	ND	ND
Rutland	ND	ND	120	103	ND
Franklin	ND	ND	175	ND	ND
Windsor	ND	17	85	65	ND
Windham	ND	ND	83	ND	ND
Caledonia	ND	ND	84	ND	ND
Bennington	ND	ND	83	ND	ND
Orange	ND	ND	73	ND	ND
Lamoille	ND	ND	62	ND	ND

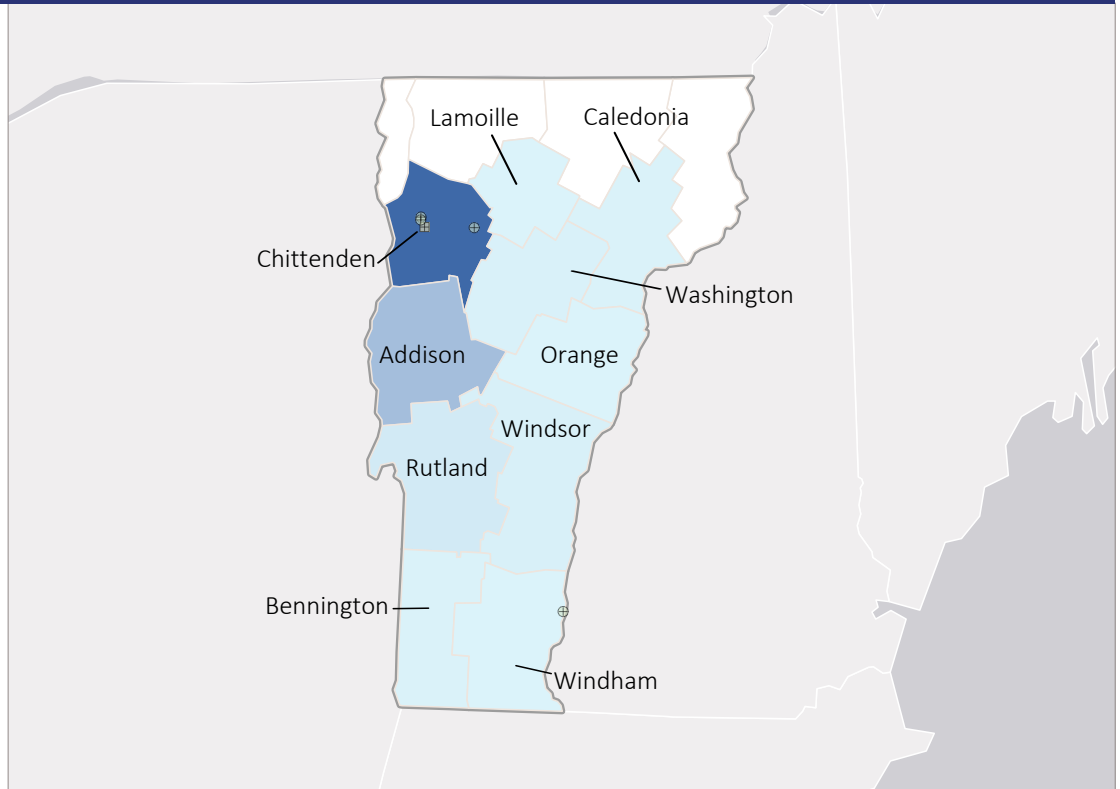
Data sources: DoD's Defense Manpower Data Center; DoD's Procurement and Acquisition Policy; DoD's Military Installations, Ranges and Training Areas; USASpending.gov; U.S. Bureau of Economic Analysis; U.S. Census Bureau; and U.S. Department of Housing and Urban Development.



### TOP DEFENSE CONTRACT SPENDING LOCATIONS

(K = thousands, M = millions)

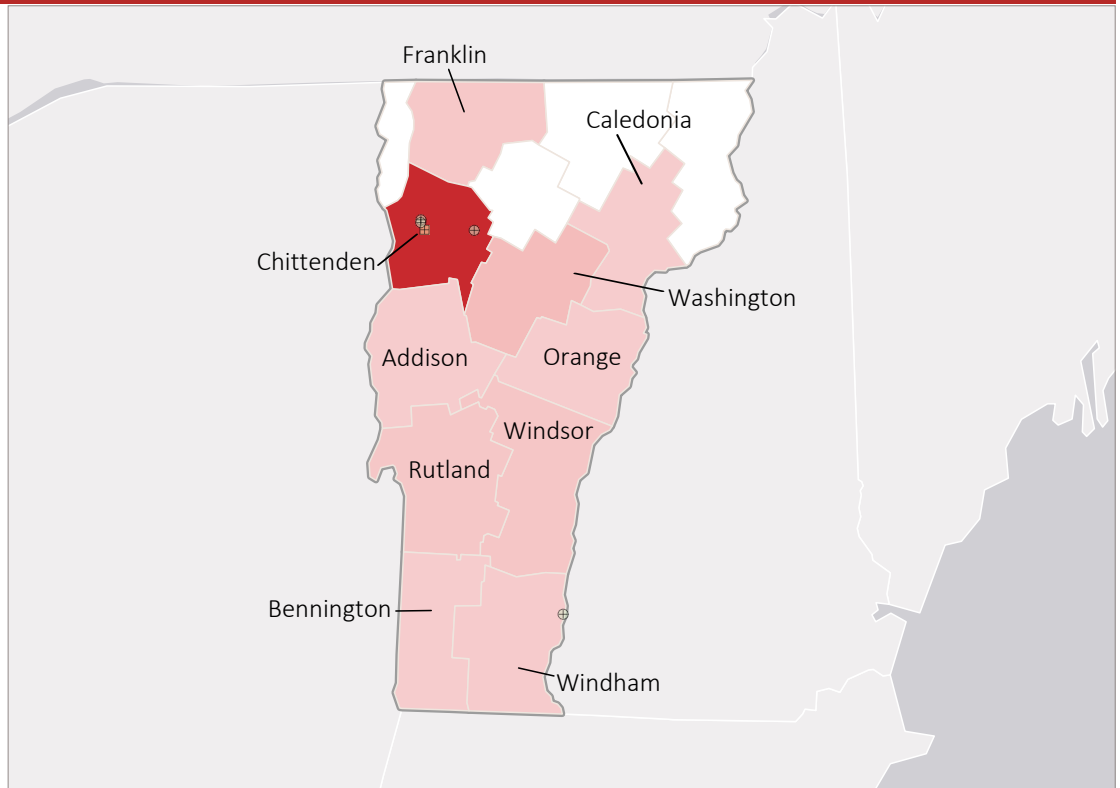
- Chittenden  
**\$339.5 M**
- Addison  
**\$125.3 M**
- Rutland  
**\$20.5 M**
- Windsor  
**\$7.9 M**
- Washington  
**\$6.0 M**
- Bennington  
**\$3.4 M**
- Caledonia  
**\$3.2 M**
- Windham  
**\$1.3 M**
- Orange  
**\$1.0 M**
- Lamoille  
**\$412.3 K**



### TOP DEFENSE PERSONNEL SPENDING LOCATIONS

(K = thousands, M = millions)

- Chittenden  
**\$102.5 M**
- Washington  
**\$11.7 M**
- Windsor  
**\$4.8 M**
- Rutland  
**\$4.1 M**
- Franklin  
**\$3.8 M**
- Windham  
**\$1.3 M**
- Caledonia  
**\$1.1 M**
- Bennington  
**\$1.1 M**
- Addison  
**\$1.1 M**
- Orange  
**\$893.8 K**



■ AF Active  
   AF Guard  
   AF Reserve  
 ● Army Active  
   Army Guard  
   Army Reserve  
 ◆ MC Active  
 ▲ Navy Active  
 ✱ WHS