

WISCONSIN

#30
\$3.9 B SPENT
IN STATE

#41
1.1% OF STATE GDP

0.8%
OF TOTAL U.S.
DEFENSE SPENDING

\$671
PER RESIDENT

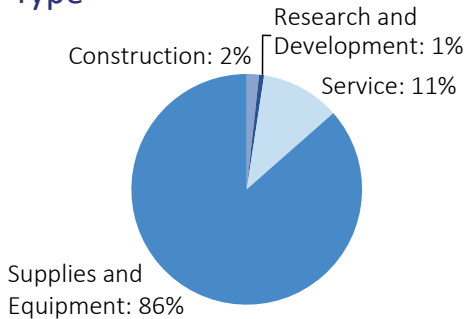
#26
\$3.4 B CONTRACT
SPENDING

#36
17,853 NUMBER
OF PERSONNEL

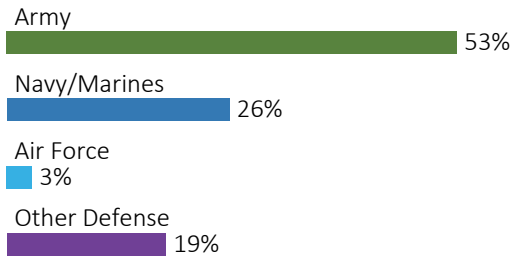
#41
\$0.5 B PERSONNEL
SPENDING

DEFENSE CONTRACTS

By Type



By Service



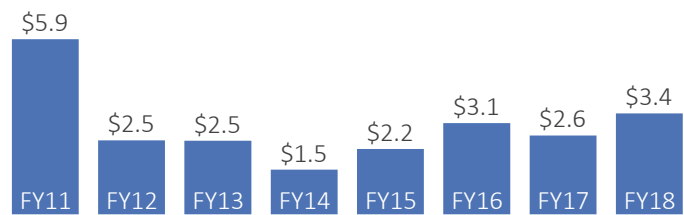
Top Defense Contractors

(M = millions, B = billions)

| | |
|--|-----------|
| Oshkosh Corp. | \$1.6 B |
| Fincantieri Marine Systems | \$391.6 M |
| UnitedHealth Group | \$156.1 M |
| National Presto Industries | \$139.5 M |
| Enpro Industries Inc. | \$76.8 M |
| Wisconsin Physicians Service Insurance | \$73.0 M |
| General Electric | \$66.1 M |
| Snap-On | \$49.8 M |
| Leonardo SpA | \$41.3 M |
| STATZ Corp. | \$32.7 M |

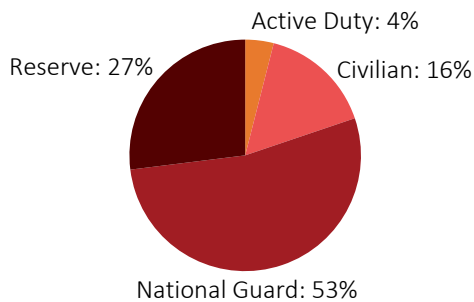
Contract Awards Performed

(by fiscal year, billions)




DEFENSE PERSONNEL

Allocations, By Type



Allocations, By Service



\$521.6 MILLION
TOTAL PAYROLL

17,853
TOTAL PERSONNEL

Top Defense Personnel Locations

| County | Active Duty | Civilian | National Guard | Reserve | Total |
|-------------|-------------|----------|----------------|---------|-------|
| Dane | 123 | 564 | 2,307 | 668 | 3,662 |
| Milwaukee | 185 | 412 | 1,503 | 1,436 | 3,536 |
| Monroe | 252 | 1,123 | 289 | 618 | 2,282 |
| Juneau | ND | 190 | 661 | ND | ND |
| Brown | 16 | 29 | 131 | 532 | 708 |
| Waukesha | ND | 18 | 468 | 187 | ND |
| Marathon | ND | 18 | 167 | 242 | ND |
| Outagamie | 35 | 13 | 149 | 144 | 341 |
| Fond du Lac | ND | ND | 216 | 96 | ND |
| Winnebago | ND | 39 | 159 | 96 | ND |

Data sources: DoD's Defense Manpower Data Center; DoD's Procurement and Acquisition Policy; DoD's Military Installations, Ranges and Training Areas; USASpending.gov; U.S. Bureau of Economic Analysis; U.S. Census Bureau; and U.S. Department of Housing and Urban Development.

TOP DEFENSE CONTRACT SPENDING LOCATIONS

(M = millions, B = billions)

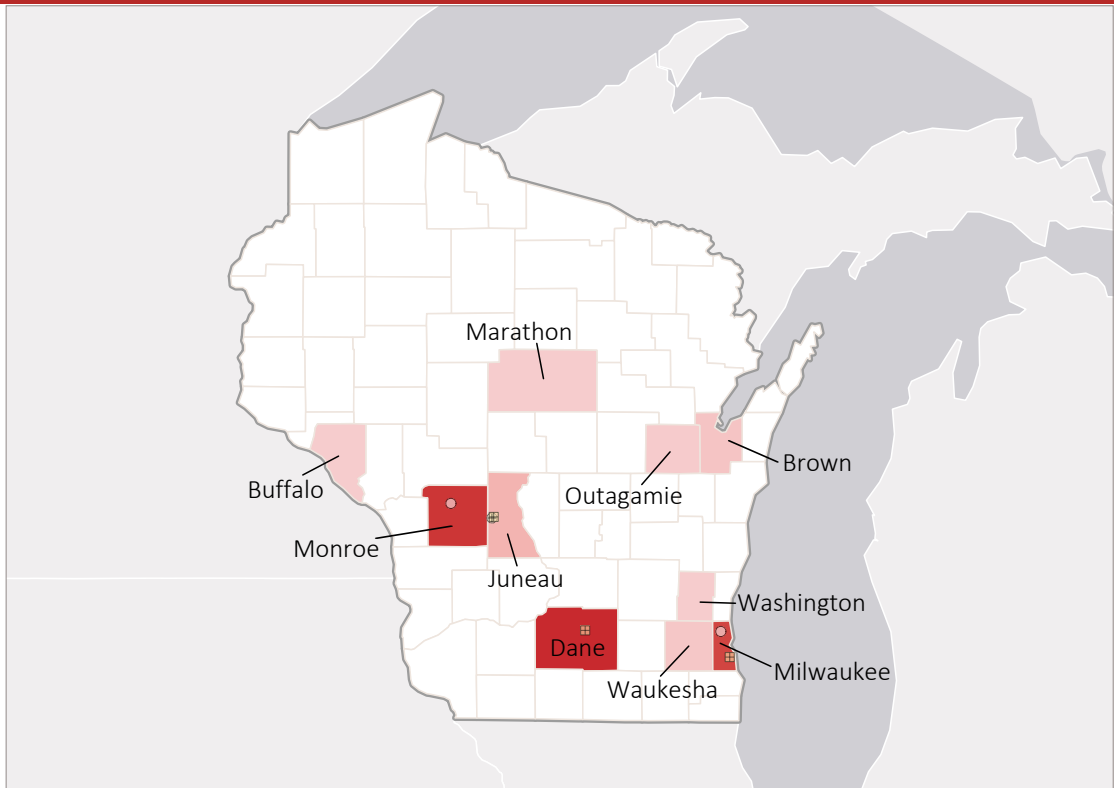
- Winnebago
\$1.6 B
- Marinette
\$394.1 M
- Rock
\$277.5 M
- Milwaukee
\$195.9 M
- La Crosse
\$177.0 M
- Waukesha
\$172.9 M
- Dane
\$143.2 M
- Monroe
\$129.6 M
- Kenosha
\$80.7 M
- Brown
\$44.2 M



TOP DEFENSE PERSONNEL SPENDING LOCATIONS

(M = millions)

- Dane
\$126.2 M
- Monroe
\$119.4 M
- Milwaukee
\$110.6 M
- Juneau
\$26.9 M
- Brown
\$13.6 M
- Waukesha
\$11.3 M
- Outagamie
\$8.1 M
- Washington
\$7.7 M
- Buffalo
\$7.7 M
- Marathon
\$7.4 M



■ AF Active
 AF Guard
 AF Reserve
 ● Army Active
 Army Guard
 Army Reserve
 ◆ MC Active
 ▲ Navy Active
 ✱ WHS